


Investment Portfolios

June 30, 2019



Teachers' Retirement System of the City of New York



Contents

Introduction	1
Statement of Total Investments for the Pension Fund	3
Statement of Total Investments for the Diversified Equity Fund	7
Statement of Total Investments for the Balanced Fund	117
Statement of Total Investments for the International Equity Fund	121
Statement of Total Investments for the Inflation Protection Fund	161
Statement of Total Investments for the Socially Responsive Equity Fund	165
Summary of Investment Managers	169



Introduction

The Teachers' Retirement System of the City of New York (TRS) is pleased to present you with our *Investment Portfolios* publication for the fiscal year ended June 30, 2019. This publication lists the name and value of each investment that TRS held in its six investment programs at the closing of the fiscal year. Cash, receivables, and collateral from securities-lending transactions are assets of TRS but not of the investment programs; therefore, they are not included in this report.

TRS' investments as of June 30, 2019 are described briefly below:

The **Pension Fund** consists of U.S. and international equities and fixed-income instruments, with smaller allocations made to private equity and real estate investments. It contains the City's contributions toward TRS members' retirement allowances (pension reserves) and members' contributions to the Qualified Pension Plan (QPP). It also includes the assets of the **Fixed Return Fund**, an investment option for members that provides a fixed rate of return, determined by the New York State Legislature in accordance with applicable laws.

The **Diversified Equity Fund** invests primarily in the stocks of U.S. companies, and also invests a portion of its assets in stocks of non-U.S. companies and other types of investments. The objective is to achieve a rate of return comparable to the return of the broad equity market.

The **Balanced Fund** is a moderately conservative investment option that includes exposure to bonds and stocks. The objective is to seek current income and some capital appreciation.

The **International Equity Fund** invests primarily in the stocks of non-U.S. companies located in developed markets, traded on a variety of stock exchanges, and denominated in a variety of currencies around the world. The objectives are to provide long-term capital growth and to achieve a rate of return comparable to the return of the non-U.S. equity markets over a full market cycle.

The **Inflation Protection Fund** seeks exposure to multiple asset classes and markets, which may include the following: floating rate debt, commodities, inflation-protected debt (including U.S. Treasury Inflation-Protected Securities) and real estate debt and equity securities. The objective is to provide, over a full market cycle, a real rate of return that exceeds inflation. **Note:** The Inflation Protection Fund will be discontinued effective April 1, 2020.

The **Socially Responsive Equity Fund** invests in stocks of large and mid-cap U.S. and non-U.S. companies that meet certain financial and social criteria. It seeks companies that show leadership in areas such as environmental concerns, diversity in the workforce, progressive employment, and workplace practices. The fund attempts to avoid companies that derive substantial revenue from alcohol, tobacco, nuclear power, or weapons. The objectives are to achieve, over a full market cycle, positive long-term capital growth and to earn a rate of return comparable to the return of the broader equity market while reflecting social priorities. **Note:** The Socially Responsive Equity Fund was renamed the **Sustainable Equity Fund** effective October 1, 2019.

Together, these funds are known as the Passport Funds. The Passport Funds contain member investments only (no City contributions). They are available to all Tax-Deferred Annuity (TDA) Program participants for investing their TDA funds and to Tiers I/II members for investing the Annuity Savings Fund (ASF) and Increased-Take-Home-Pay (ITHP) portions of their QPP funds.

Further information about TRS investments is available from other TRS resources. Our *Fund Profiles* booklet contains comprehensive information about each Passport Fund, including strategy, performance, and fees and expenses. Updates on our investment programs' performance and asset allocation are published on our website and in our semiannual newsletters, *In-Service News* (for in-service members) and *Benefits Report* (for retirees). Our website includes current and historical data about unit values and investment performance; current unit values are also available by phone at 1 (888) 8-NYC-TRS. TRS' *Comprehensive Annual Financial Report*, part of the City's overall financial reporting, presents TRS' financial position and the results of TRS operations. All publications mentioned are available on our website. In addition, each year TRS files a full financial disclosure with the Insurance Department of the State of New York.

Statement of Total Investments for the Pension Fund



PENSION FUND
TOTAL INVESTMENTS AS OF JUNE 30, 2019

	<u>MARKET VALUE</u>	<u>BOOK VALUE</u>
BONDS		
U.S. GOVERNMENT OBLIGATIONS		
U.S. TREASURY BONDS	\$13,220,490,130.40	\$12,747,843,508.09
GOVERNMENT AGENCIES	2,654,462,895.91	2,596,806,328.01
TOTAL GOVERNMENT	\$15,874,953,026.31	\$15,344,649,836.10
CORPORATE		
INDUSTRIAL & MISCELLANEOUS	\$7,708,896,271.24	\$7,533,042,003.91
TOTAL CORPORATE	\$7,708,896,271.24	\$7,533,042,003.91
FOREIGN BONDS	\$1,291,162.25	\$1,210,998.25
SUB. TOTAL	\$23,585,140,459.80	\$22,878,902,838.26
US TREASURY BILL	\$50,032,592.39	\$50,016,939.68
DISCOUNT NT	23,655,686.05	23,619,994.60
COMMERCIAL PAPER	4,990,356.00	4,990,355.56
STIF	1,521,357,928.16	1,521,357,928.16
SHORT TERM SECURITIES	1,600,036,562.60	1,599,985,218.00
TOTAL BONDS	\$25,185,177,022.40	\$24,478,888,056.26
MUTUAL FUNDS:		
EAFE INDEX (INTERNATIONAL)	\$16,569,600,985.95	\$14,714,888,026.84
FIXED INCOME	2,243,953,651.88	2,255,564,201.09
MORTGAGE	601,148,116.29	583,811,378.15
TOTAL	\$19,414,702,754.12	\$17,554,263,606.08
EQUITY		
CORP. STOCKS & WARRANTS	\$23,014,435,101.13	\$21,179,416,477.94
ALTERNATIVE INVESTMENTS (P.E)	10,079,242,571.71	8,595,287,302.04
TOTAL EQUITY	\$33,093,677,672.84	\$29,774,703,779.98
TOTAL INVESTMENTS	\$77,693,557,449.36	\$71,807,855,442.32

SUMMARY OF TOTAL INVESTMENTS

		<u>MARKET VALUE</u>	<u>BOOK VALUE</u>
QPP	67%	\$52,091,606,573.50	\$48,145,389,108.05
TDA	33%	\$25,601,950,875.86	\$23,662,466,334.27
TOTAL		\$77,693,557,449.36	\$71,807,855,442.32

Statement of Total Investments for the Diversified Equity Fund



DIVERSIFIED EQUITY FUND
TOTAL INVESTMENTS AS OF JUNE 30, 2019

MARKET VALUE

CUSIP #	COMMON STOCKS - DOMESTIC	QPP	TDA
68243Q106	1-800-FLOWERS.COM INC	\$90,594	\$132,728
336901103	1ST SOURCE CORP	123,009	180,218
90214J101	2U INC	226,940	332,485
88554D205	3D SYSTEMS CORP	138,490	202,898
88579Y101	3M CO	11,512,518	16,866,725
282914100	8X8 INC	287,358	421,001
002121101	A10 NETWORKS INC	13,294	19,477
000360206	AAON INC	1,654,390	2,423,809
000361105	AAR CORP	185,585	271,896
002535300	AARON'S INC	507,439	743,438
002824100	ABBOTT LABORATORIES	22,183,524	32,500,571
00287Y109	ABBVIE INC	12,859,248	18,839,789
00289Y107	ABEONA THERAPEUTICS INC	23,473	34,390
002896207	ABERCROMBIE & FITCH CO	148,881	218,122
003654100	ABIOMED INC	1,357,693	1,989,125
000957100	ABM INDUSTRIES INC	307,726	450,843
003830106	ABRAXAS PETROLEUM CORP	15,449	22,634
00401C108	ACACIA COMMUNICATIONS INC	180,476	264,411
003881307	ACACIA RESEARCH CORP	20,108	29,460
00404A109	ACADIA HEALTHCARE CO INC	366,340	536,717
004225108	ACADIA PHARMACEUTICALS INC	319,352	467,876
004239109	ACADIA REALTY TRUST	251,249	368,098
00430H102	ACCELERATE DIAGNOSTICS INC	72,440	106,130
00434H108	ACCELERON PHARMA INC	233,779	342,504
G1151C101	ACCENTURE PLC	14,131,592	20,703,870
00081T108	ACCO BRANDS CORP	121,959	178,679
004397105	ACCURAY INC	29,887	43,787
00448Q201	ACHILLION PHARMACEUTICALS INC	34,839	51,042
004498101	ACI WORLDWIDE INC	2,689,451	3,940,253
00461U105	ACLARIS THERAPEUTICS INC	5,091	7,459
000868109	ACNB CORP	1,543	2,260
00484M106	ACORDA THERAPEUTICS INC	45,186	66,200
00507V109	ACTIVISION BLIZZARD INC	4,207,340	6,164,078
00508X203	ACTUANT CORP	200,849	294,260
00508Y102	ACUITY BRANDS INC	659,654	966,444
005098108	ACUSHNET HOLDINGS CORP	2,258,109	3,308,303
00548A106	ADAMAS PHARMACEUTICALS INC	4,351	6,374
00650F109	ADAPTIVE BIOTECHNOLOGIES CORP	37,058	54,293
006739106	ADDUS HOMECARE CORP	79,070	115,843
00687D101	ADESTO TECHNOLOGIES CORP	1,271	1,862

DIVERSIFIED EQUITY FUND
TOTAL INVESTMENTS AS OF JUNE 30, 2019

MARKET VALUE

CUSIP #	COMMON STOCKS - DOMESTIC	QPP	TDA
G0084W101	ADIENT PLC	\$289,252	\$423,777
00724F101	ADOBE INC	17,379,941	25,462,952
00090Q103	ADT INC	77,007	112,821
00737L103	ADTALEM GLOBAL EDUCATION INC	318,774	467,029
00738A106	ADTRAN INC	104,348	152,878
00739L101	ADURO BIOTECH INC	12,584	18,436
00751Y106	ADVANCE AUTO PARTS INC	1,277,165	1,871,146
00790X101	ADVANCED DISPOSAL SERVICES INC	255,914	374,933
00790R104	ADVANCED DRAINAGE SYSTEMS INC	139,610	204,539
00770C101	ADVANCED EMISSIONS SOLUTIONS INC	1,478	2,166
007973100	ADVANCED ENERGY INDUSTRIES INC	279,353	409,274
007903107	ADVANCED MICRO DEVICES INC	3,549,125	5,199,742
00773T101	ADVANSIX INC	31,540	46,209
BYMMZL7 T	ADVANSIX INC	65,151	95,451
00773U108	ADVERUM BIOTECHNOLOGIES INC	58,323	85,448
00766T100	AECOM	712,036	1,043,187
00770F104	AEGION CORP	91,907	134,650
00771V108	AERIE PHARMACEUTICALS INC	112,854	165,340
007800105	AEROJET ROCKETDYNE HOLDINGS INC	402,545	589,759
008073108	AEROVIRONMENT INC	155,105	227,240
00130H105	AES CORP/VA	2,239,477	3,281,006
008252108	AFFILIATED MANAGERS GROUP INC	571,410	837,160
001055102	AFLAC INC	4,838,803	7,089,219
001228105	AG MORTGAGE INVESTMENT TRUST INC	58,994	86,431
001084102	AGCO CORP	583,512	854,891
00847G705	AGENUS INC	35,207	51,581
00846U101	AGILENT TECHNOLOGIES INC	3,589,682	5,259,161
00847J105	AGILYSYS INC	71,215	104,335
00847X104	AGIOS PHARMACEUTICALS INC	584,538	856,393
00123Q104	AGNC INVESTMENT CORP	1,640,552	2,403,536
008492100	AGREE REALTY CORP	269,733	395,180
00900T107	AIMMUNE THERAPEUTICS INC	92,030	134,831
00912X302	AIR LEASE CORP	471,500	690,784
009158106	AIR PRODUCTS & CHEMICALS INC	5,877,221	8,610,582
00922R105	AIR TRANSPORT SERVICES GROUP INC	162,495	238,068
G0129K104	AIRCASTLE LTD	142,263	208,427
001547108	AK STEEL HOLDING CORP	91,683	134,323
00971T101	AKAMAI TECHNOLOGIES INC	1,551,244	2,272,692
00972L107	AKCEA THERAPEUTICS INC	914	1,339
00972D105	AKEBIA THERAPEUTICS INC	45,985	67,371

DIVERSIFIED EQUITY FUND
TOTAL INVESTMENTS AS OF JUNE 30, 2019

MARKET VALUE

CUSIP #	COMMON STOCKS - DOMESTIC	QPP	TDA
009728106	AKORN INC	\$56,825	\$83,252
011311107	ALAMO GROUP INC	132,110	193,551
011642105	ALARM.COM HOLDINGS INC	220,590	323,182
011659109	ALASKA AIR GROUP INC	896,631	1,313,634
012348108	ALBANY INTERNATIONAL CORP	300,673	440,509
012653101	ALBEMARLE CORP	868,388	1,272,255
013872106	ALCOA CORP	511,358	749,178
014339105	ALDER BIOPHARMACEUTICALS INC	75,181	110,146
01438T106	ALDEYRA THERAPEUTICS INC	936	1,371
014491104	ALEXANDER & BALDWIN INC	200,569	293,849
014752109	ALEXANDER'S INC	105,820	155,035
015271109	ALEXANDRIA REAL ESTATE EQUITIES INC	1,876,520	2,749,246
015351109	ALEXION PHARMACEUTICALS INC	8,086,425	11,847,234
016255101	ALIGN TECHNOLOGY INC	2,555,381	3,743,829
G01767105	ALKERMES PLC	618,526	906,188
01671P100	ALLAKOS INC	70,071	102,660
017175100	ALLEGHANY CORP	1,155,627	1,693,083
01741R102	ALLEGHENY TECHNOLOGIES INC	379,591	556,129
01748H107	ALLEGIANCE BANCSHARES INC	65,575	96,072
01748X102	ALLEGIANT TRAVEL CO	1,615,812	2,367,288
G0176J109	ALLEGION PLC	1,268,499	1,858,448
G0177J108	ALLERGAN PLC	15,502,674	22,712,610
018522300	ALLETE INC	536,338	785,777
018581108	ALLIANCE DATA SYSTEMS CORP	768,009	1,125,192
018802108	ALLIANT ENERGY CORP	1,359,503	1,991,777
019330109	ALLIED MOTION TECHNOLOGIES INC	3,783	5,542
01973R101	ALLISON TRANSMISSION HOLDINGS INC	651,519	954,525
019770106	ALLOGENE THERAPEUTICS INC	102,993	150,892
01988P108	ALLSCRIPTS HEALTHCARE SOLUTIONS INC	6,403,752	9,381,990
020002101	ALLSTATE CORP/THE	3,991,828	5,848,335
02005N100	ALLY FINANCIAL INC	2,560,299	3,751,035
02043Q107	ALNYLAM PHARMACEUTICALS INC	867,550	1,271,027
G6331P104	ALPHA & OMEGA SEMICONDUCTOR LTD	31,851	46,664
02079K107	ALPHABET INC	39,052,991	57,215,638
02079K305	ALPHABET INC	44,790,237	65,621,145
021369103	ALTAIR ENGINEERING INC	160,583	235,267
02156B103	ALTERYX INC	520,712	762,883
02156K103	ALTICE USA INC	737,884	1,081,057
L0175J104	ALTISOURCE PORTFOLIO SOLUTIONS SA	39,466	57,820
02208R106	ALTRA INDUSTRIAL MOTION CORP	249,858	366,062

**DIVERSIFIED EQUITY FUND
TOTAL INVESTMENTS AS OF JUNE 30, 2019**

		MARKET VALUE	
CUSIP #	COMMON STOCKS - DOMESTIC	QPP	TDA
02209S103	ALTRIA GROUP INC	\$11,054,637	\$16,195,895
00163U106	AMAG PHARMACEUTICALS INC	49,155	72,016
022663108	AMALGAMATED BANK	2,721	3,987
023135106	AMAZON.COM INC	92,940,457	136,164,924
023139884	AMBAC FINANCIAL GROUP INC	113,325	166,030
G037AX101	AMBARELLA INC	611,229	895,498
02318Y108	AMBER ROAD INC	1,018	1,492
00165C104	AMC ENTERTAINMENT HOLDINGS INC	71,748	105,116
00164V103	AMC NETWORKS INC	7,274,599	10,657,847
G0250X107	AMCOR PLC	62,503	91,571
G02602103	AMDOCS LTD	7,357,659	10,779,536
023436108	AMEDISYS INC	438,968	643,122
023586100	AMERCO	372,941	546,387
023608102	AMEREN CORP	3,368,668	4,935,358
02361E108	AMERESCO INC	1,005	1,472
02376R102	AMERICAN AIRLINES GROUP INC	1,583,876	2,320,500
024013104	AMERICAN ASSETS TRUST INC	246,750	361,508
024061103	AMERICAN AXLE & MANUFACTURING HOLDINGS INC	184,345	270,080
024835100	AMERICAN CAMPUS COMMUNITIES INC	1,614,336	2,365,127
02553E106	AMERICAN EAGLE OUTFITTERS INC	360,585	528,285
025537101	AMERICAN ELECTRIC POWER CO INC	6,328,160	9,271,242
025676206	AMERICAN EQUITY INVESTMENT LIFE HOLDING CO	290,490	425,589
025816109	AMERICAN EXPRESS CO	10,084,373	14,774,383
02607T109	AMERICAN FINANCE TRUST INC	106,764	156,418
025932104	AMERICAN FINANCIAL GROUP INC/OH	2,374,661	3,479,062
02665T306	AMERICAN HOMES 4 RENT	750,765	1,099,928
026874784	AMERICAN INTERNATIONAL GROUP INC	14,826,676	21,722,221
027745108	AMERICAN NATIONAL BANKSHARES INC	37,964	55,621
028591105	AMERICAN NATIONAL INSURANCE CO	553,333	810,676
02913V103	AMERICAN PUBLIC EDUCATION INC	95,451	139,844
029683109	AMERICAN SOFTWARE INC/GA	58,588	85,836
029899101	AMERICAN STATES WATER CO	330,967	484,892
03027X100	AMERICAN TOWER CORP	10,634,960	15,581,035
030371108	AMERICAN VANGUARD CORP	78,918	115,621
030420103	AMERICAN WATER WORKS CO INC	2,471,585	3,621,063
030506109	AMERICAN WOODMARK CORP	182,007	266,654
03062T105	AMERICA'S CAR-MART INC/TX	85,711	125,573
03064D108	AMERICOLD REALTY TRUST REIT	671,073	983,174
03076C106	AMERIPRISE FINANCIAL INC	2,331,100	3,415,240
03076K108	AMERIS BANCORP	210,953	309,063

DIVERSIFIED EQUITY FUND
TOTAL INVESTMENTS AS OF JUNE 30, 2019

MARKET VALUE

CUSIP #	COMMON STOCKS - DOMESTIC	QPP	TDA
03071H100	AMERISAFE INC	\$146,335	\$214,392
03073E105	AMERISOURCEBERGEN CORP	1,577,356	2,310,948
031001100	AMES NATIONAL CORP	27,565	40,385
031100100	AMETEK INC	2,446,547	3,584,380
031162100	AMGEN INC	19,103,358	27,987,890
03152W109	AMICUS THERAPEUTICS INC	319,677	468,351
031652100	AMKOR TECHNOLOGY INC	74,547	109,218
001744101	AMN HEALTHCARE SERVICES INC	301,832	442,208
03168L105	AMNEAL PHARMACEUTICALS INC	68,552	100,434
03209R103	AMPHASTAR PHARMACEUTICALS INC	87,748	128,558
032095101	AMPHENOL CORP	3,346,334	4,902,637
032511107	ANADARKO PETROLEUM CORP	9,605,159	14,072,297
032654105	ANALOG DEVICES INC	4,931,285	7,224,712
03272L108	ANAPLAN INC	383,571	561,961
032724106	ANAPTYSBIO INC	121,088	177,404
034164103	ANDERSONS INC/THE	98,032	143,624
03475V101	ANGIODYNAMICS INC	105,167	154,077
00182C103	ANI PHARMACEUTICALS INC	124,341	182,169
035255108	ANIKA THERAPEUTICS INC	78,041	114,336
035290105	ANIXTER INTERNATIONAL INC	239,491	350,873
035710409	ANNALY CAPITAL MANAGEMENT INC	2,179,277	3,192,809
03662Q105	ANSYS INC	2,404,174	3,522,299
036642106	ANTARES PHARMA INC	46,311	67,850
03676B102	ANTERO MIDSTREAM CORP	238,081	348,808
03674X106	ANTERO RESOURCES CORP	150,862	221,024
036752103	ANTHEM INC	9,618,331	14,091,595
037347101	ANWORTH MORTGAGE ASSET CORP	49,033	71,838
831865209	AO SMITH CORP	797,177	1,167,925
G0408V102	AON PLC	8,371,775	12,265,295
037411105	APACHE CORP	1,298,903	1,902,993
03748R754	APARTMENT INVESTMENT & MANAGEMENT CO	1,749,232	2,562,760
03753U106	APELLIS PHARMACEUTICALS INC	128,488	188,245
03755L104	APERGY CORP	329,410	482,612
037598109	APOGEE ENTERPRISES INC	173,285	253,876
03762U105	APOLLO COMMERCIAL REAL ESTATE FINANCE INC	318,989	467,343
03763A207	APOLLO MEDICAL HOLDINGS INC	35,485	51,988
03783C100	APPFOLIO INC	173,241	253,811
03782L101	APPIAN CORP	103,063	150,995
03784Y200	APPLE HOSPITALITY REIT INC	408,198	598,041
037833100	APPLE INC	108,413,283	158,833,806

**DIVERSIFIED EQUITY FUND
TOTAL INVESTMENTS AS OF JUNE 30, 2019**

MARKET VALUE

CUSIP #	COMMON STOCKS - DOMESTIC	QPP	TDA
03820C105	APPLIED INDUSTRIAL TECHNOLOGIES INC	\$294,744	\$431,822
038222105	APPLIED MATERIALS INC	9,607,582	14,075,847
03823U102	APPLIED OPTOELECTRONICS INC	27,790	40,714
038336103	APTARGROUP INC	902,566	1,322,328
G6095L109	APTIV PLC	2,491,102	3,649,656
03836W103	AQUA AMERICA INC	1,035,554	1,517,166
03842Q108	AQUANTIA CORP	1,016	1,488
03852U106	ARAMARK	1,000,961	1,466,485
03874P101	ARATANA THERAPEUTICS INC	9,437	13,826
038923108	ARBOR REALTY TRUST INC	539,899	790,993
03937C105	ARCBEST CORP	123,859	181,463
G0450A105	ARCH CAPITAL GROUP LTD	2,340,038	3,428,337
039483102	ARCHER-DANIELS-MIDLAND CO	2,689,373	3,940,139
03957W106	ARCHROCK INC	200,912	294,351
03965L100	ARCONIC INC	1,248,848	1,829,659
039653100	ARCOSA INC	208,571	305,572
03969F109	ARCUS BIOSCIENCES INC	3,072	4,500
L0223L101	ARDAGH GROUP SA	57,330	83,993
039697107	ARDELYX INC	6,705	9,823
040047607	ARENA PHARMACEUTICALS INC	341,402	500,180
04013V108	ARES COMMERCIAL REAL ESTATE CORP	21,435	31,405
03990B101	ARES MANAGEMENT CORP	154,377	226,174
04010E109	ARGAN INC	68,865	100,892
G0464B107	ARGO GROUP INTERNATIONAL HOLDINGS LTD	264,299	387,218
040413106	ARISTA NETWORKS INC	1,806,607	2,646,818
041356205	ARLINGTON ASSET INVESTMENT CORP	5,096	7,466
04206A101	ARLO TECHNOLOGIES INC	37,414	54,814
04208T108	ARMADA HOFFLER PROPERTIES INC	100,293	146,938
042315507	ARMOUR RESIDENTIAL REIT INC	118,017	172,904
04238R106	ARMSTRONG FLOORING INC	26,501	38,826
04247X102	ARMSTRONG WORLD INDUSTRIES INC	519,232	760,715
04269E107	ARQULE INC	119,436	174,982
04269X105	ARRAY BIOPHARMA INC	1,149,902	1,684,695
042735100	ARROW ELECTRONICS INC	747,069	1,094,513
042744102	ARROW FINANCIAL CORP	74,727	109,481
04280A100	ARROWHEAD PHARMACEUTICALS INC	280,362	410,752
043113208	ARTESIAN RESOURCES CORP	11,593	16,985
363576109	ARTHUR J GALLAGHER & CO	1,899,657	2,783,143
04316A108	ARTISAN PARTNERS ASSET MANAGEMENT INC	172,684	252,995
04335A105	ARVINAS INC	35,767	52,401

**DIVERSIFIED EQUITY FUND
TOTAL INVESTMENTS AS OF JUNE 30, 2019**

MARKET VALUE

CUSIP #	COMMON STOCKS - DOMESTIC	QPP	TDA
043436104	ASBURY AUTOMOTIVE GROUP INC	\$206,986	\$303,250
04351G101	ASCENA RETAIL GROUP INC	14,192	20,792
00191U102	ASGN INC	373,427	547,100
044103109	ASHFORD HOSPITALITY TRUST INC	24,206	35,463
044186104	ASHLAND GLOBAL HOLDINGS INC	616,313	902,946
045327103	ASPEN TECHNOLOGY INC	2,149,772	3,149,582
045396108	ASSEMBLY BIOSCIENCES INC	18,681	27,369
04545L107	ASSERTIO THERAPEUTICS INC	26,758	39,202
045487105	ASSOCIATED BANC-CORP	423,178	619,988
045528106	ASSOCIATED CAPITAL GROUP INC	20,865	30,569
04621X108	ASSURANT INC	764,607	1,120,208
G0585R106	ASSURED GUARANTY LTD	484,944	710,480
046224101	ASTEC INDUSTRIES INC	103,252	151,273
046433108	ASTRONICS CORP	120,424	176,431
04650Y100	AT HOME GROUP INC	33,318	48,814
00206R102	AT&T INC	29,034,807	42,538,228
046513107	ATARA BIOTHERAPEUTICS INC	282,527	413,924
G0684D107	ATHENE HOLDING LTD	767,188	1,123,989
04685N103	ATHENEX INC	122,374	179,287
047649108	ATKORE INTERNATIONAL GROUP INC	126,848	185,843
048269203	ATLANTIC CAPITAL BANCSHARES INC	35,014	51,298
04878Q863	ATLANTIC POWER CORP	48,056	70,406
04911A107	ATLANTIC UNION BANKSHARES CORP	320,077	468,937
049164205	ATLAS AIR WORLDWIDE HOLDINGS INC	163,819	240,007
G06242104	ATLASSIAN CORP PLC	1,564,771	2,292,510
049560105	ATMOS ENERGY CORP	1,476,561	2,163,275
00215F107	ATN INTERNATIONAL INC	102,743	150,527
04963C209	ATRICURE INC	424,216	621,508
049904105	ATRION CORP	165,893	243,046
05070R104	AUDENTES THERAPEUTICS INC	175,823	257,595
052769106	AUTODESK INC	7,817,085	11,452,631
053015103	AUTOMATIC DATA PROCESSING INC	10,104,442	14,803,785
05329W102	AUTONATION INC	269,266	394,495
053332102	AUTOZONE INC	12,190,584	17,860,144
05338G106	AVALARA INC	328,319	481,013
053484101	AVALONBAY COMMUNITIES INC	3,315,034	4,856,780
05351W103	AVANGRID INC	368,206	539,450
05350V106	AVANOS MEDICAL INC	282,300	413,591
05351X101	AVAYA HOLDINGS CORP	183,228	268,443
053611109	AVERY DENNISON CORP	1,170,733	1,715,214

DIVERSIFIED EQUITY FUND
TOTAL INVESTMENTS AS OF JUNE 30, 2019

MARKET VALUE

CUSIP #	COMMON STOCKS - DOMESTIC	QPP	TDA
05368M106	AVID BIOSERVICES INC	\$1,965	\$2,879
05367P100	AVID TECHNOLOGY INC	1,778	2,605
053774105	AVIS BUDGET GROUP INC	269,573	394,945
05379B107	AVISTA CORP	370,205	542,379
053807103	AVNET INC	1,555,078	2,278,309
054303102	AVON PRODUCTS INC	5,700	8,351
002444107	AVX CORP	109,514	160,447
054561105	AXA EQUITABLE HOLDINGS INC	663,372	971,891
G0750C108	AXALTA COATING SYSTEMS LTD	8,292,648	12,149,367
054540208	AXCELIS TECHNOLOGIES INC	49,721	72,845
G0692U109	AXIS CAPITAL HOLDINGS LTD	573,080	839,607
05463X106	AXOGEN INC	90,601	132,738
05464C101	AXON ENTERPRISE INC	433,873	635,658
05465P101	AXONICS MODULATION TECHNOLOGIES INC	57,965	84,923
05465C100	AXOS FINANCIAL INC	576,955	845,283
05464T104	AXSOME THERAPEUTICS INC	57,423	84,129
00246W103	AXT INC	31,467	46,101
002474104	AZZ INC	171,897	251,843
05508R106	B&G FOODS INC	810,922	1,188,064
05580M108	B. RILEY FINANCIAL INC	86,766	127,119
AAX9956T3	BABCOCK & WILCOX	21,254	31,139
056525108	BADGER METER INC	219,421	321,469
05722G100	BAKER HUGHES A GE CO	1,556,439	2,280,303
057665200	BALCHEM CORP	418,782	613,547
058498106	BALL CORP	2,758,991	4,042,134
05990K106	BANC OF CALIFORNIA INC	74,403	109,006
05945F103	BANCFIRST CORP	547,832	802,616
P16994132	BANCO LATINOAMERICANO DE COMERCIO EXTERIOR SA	85,123	124,711
05969A105	BANCORP INC/THE	37,805	55,387
05971J102	BANCORPSOUTH BANK	331,519	485,701
05988J103	BANDWIDTH INC	110,497	161,887
06211J100	BANK FIRST CORP	36,510	53,490
060505104	BANK OF AMERICA CORP	34,278,186	50,220,181
062540109	BANK OF HAWAII CORP	411,026	602,184
063425102	BANK OF MARIN BANCORP	50,599	74,132
064058100	BANK OF NEW YORK MELLON CORP/THE	4,520,209	6,622,454
G0772R208	BANK OF NT BUTTERFIELD & SON LTD/THE	256,070	375,162
06417N103	BANK OZK	445,648	652,908
06643P104	BANKFINANCIAL CORP	27,096	39,698
06652K103	BANKUNITED INC	360,366	527,964

DIVERSIFIED EQUITY FUND
TOTAL INVESTMENTS AS OF JUNE 30, 2019

MARKET VALUE

CUSIP #	COMMON STOCKS - DOMESTIC	QPP	TDA
06654A103	BANKWELL FINANCIAL GROUP INC	\$3,357	\$4,918
06652V208	BANNER CORP	254,219	372,451
066849100	BAR HARBOR BANKSHARES	39,164	57,379
06777U101	BARNES & NOBLE EDUCATION INC	15,685	22,980
067774109	BARNES & NOBLE INC	49,553	72,599
067806109	BARNES GROUP INC	1,948,129	2,854,159
068463108	BARRETT BUSINESS SERVICES INC	48,304	70,769
070203104	BASSETT FURNITURE INDUSTRIES INC	1,005	1,472
071734107	BAUSCH HEALTH COMPANIES INC	457,951	670,933
071813109	BAXTER INTERNATIONAL INC	5,783,115	8,472,709
07272M107	BAYCOM CORP	4,884	7,155
054937107	BB&T CORP	4,474,573	6,555,594
05491N104	BBX CAPITAL CORP	29,343	42,990
073685109	BEACON ROOFING SUPPLY INC	296,050	433,736
07556Q881	BEAZER HOMES USA INC	51,845	75,957
075887109	BECTON DICKINSON AND CO	7,993,757	11,711,469
075896100	BED BATH & BEYOND INC	214,156	313,755
077347300	BEL FUSE INC	58,913	86,313
077454106	BELDEN INC	292,438	428,444
08160H101	BENCHMARK ELECTRONICS INC	155,019	227,115
08180D106	BENEFITFOCUS INC	83,133	121,796
084670702	BERKSHIRE HATHAWAY INC	58,700,222	86,000,345
084680107	BERKSHIRE HILLS BANCORP INC	134,579	197,168
08579W103	BERRY GLOBAL GROUP INC	829,997	1,216,010
08579X101	BERRY PETROLEUM CORP	61,947	90,757
086516101	BEST BUY CO INC	1,916,007	2,807,098
08862E109	BEYOND MEAT INC	142,952	209,435
05541T101	BGC PARTNERS INC	1,103,307	1,616,430
089302103	BIG LOTS INC	145,637	213,370
08986R309	BIGLARI HOLDINGS INC	17,614	25,805
09058V103	BIOCRIST PHARMACEUTICALS INC	37,887	55,507
09062X103	BIOGEN INC	11,597,188	16,990,773
G11196105	BIOHAVEN PHARMACEUTICAL HOLDING CO LTD	167,682	245,667
09061G101	BIOMARIN PHARMACEUTICAL INC	1,727,788	2,531,343
090572207	BIO-RAD LABORATORIES INC	2,109,886	3,091,145
09069N108	BIOSCRIP INC	13,994	20,503
09073M104	BIO-TECHNE CORP	940,763	1,378,290
090672106	BIOTELEMETRY INC	178,051	260,859
09180C106	BJ'S RESTAURANTS INC	146,466	214,584
05550J101	BJ'S WHOLESALE CLUB HOLDINGS INC	331,188	485,216

**DIVERSIFIED EQUITY FUND
TOTAL INVESTMENTS AS OF JUNE 30, 2019**

		MARKET VALUE	
CUSIP #	COMMON STOCKS - DOMESTIC	QPP	TDA
092113109	BLACK HILLS CORP	\$544,903	\$798,325
09215C105	BLACK KNIGHT INC	1,001,114	1,466,709
09227Q100	BLACKBAUD INC	456,889	669,377
09239B109	BLACKLINE INC	254,073	372,236
09258N778	BLACKROCK GLOBAL ALLOCATION FUND INC	88,897,163	130,241,188
09247X101	BLACKROCK INC	6,643,003	9,732,510
09257W100	BLACKSTONE MORTGAGE TRUST INC	474,801	695,620
093712107	BLOOM ENERGY CORP	61,962	90,779
094235108	BLOOMIN' BRANDS INC	199,118	291,724
095229100	BLUCORA INC	174,772	256,055
095306106	BLUE BIRD CORP	3,838	5,623
09609G100	BLUEBIRD BIO INC	822,707	1,205,329
09627Y109	BLUEPRINT MEDICINES CORP	509,307	746,174
09627J102	BLUEROCK RESIDENTIAL GROWTH REIT INC	916	1,342
05591B109	BMC STOCK HOLDINGS INC	158,326	231,960
097023105	BOEING CO/THE	22,951,589	33,625,845
09739C102	BOINGO WIRELESS INC	113,543	166,350
09739D100	BOISE CASCADE CO	137,163	200,955
05561Q201	BOK FINANCIAL CORP	313,337	459,063
097793400	BONANZA CREEK ENERGY INC	42,867	62,803
09857L108	BOOKING HOLDINGS INC	13,375,821	19,596,608
099406100	BOOT BARN HOLDINGS INC	152,744	223,782
099502106	BOOZ ALLEN HAMILTON HOLDING CORP	3,863,841	5,660,824
099724106	BORGWARNER INC	3,042,356	4,457,285
100557107	BOSTON BEER CO INC/THE	419,438	614,509
101119105	BOSTON PRIVATE FINANCIAL HOLDINGS INC	126,925	185,955
101121101	BOSTON PROPERTIES INC	2,350,359	3,443,457
101137107	BOSTON SCIENTIFIC CORP	7,071,776	10,360,696
101388106	BOTTOMLINE TECHNOLOGIES DE INC	207,039	303,328
10316T104	BOX INC COMMON	252,883	370,493
103304101	BOYD GAMING CORP	287,874	421,757
104674106	BRADY CORP	284,075	416,191
10482B101	BRAEMAR HOTELS & RESORTS INC	18,382	26,931
105368203	BRANDYWINE REALTY TRUST	313,571	459,406
108035106	BRIDGE BANCORP INC	44,758	65,575
108621103	BRIDGEWATER BANCSHARES INC	4,931	7,224
109043109	BRIGGS & STRATTON CORP	81,285	119,089
109194100	BRIGHT HORIZONS FAMILY SOLUTIONS INC	1,460,053	2,139,090
10921T101	BRIGHTCOVE INC	36,145	52,955
10922N103	BRIGHTHOUSE FINANCIAL INC	544,212	797,313

DIVERSIFIED EQUITY FUND
TOTAL INVESTMENTS AS OF JUNE 30, 2019

MARKET VALUE

CUSIP #	COMMON STOCKS - DOMESTIC	QPP	TDA
G1644T109	BRIGHTSPHERE INVESTMENT GROUP PLC	\$91,667	\$134,299
10948C107	BRIGHTVIEW HOLDINGS INC	301,920	442,335
109641100	BRINKER INTERNATIONAL INC	200,125	293,198
109696104	BRINK'S CO/THE	511,449	749,311
110122108	BRISTOL-MYERS SQUIBB CO	9,849,553	14,430,354
11120U105	BRIXMOR PROPERTY GROUP INC	647,735	948,982
11135F101	BROADCOM INC	19,700,685	28,863,020
11133T103	BROADRIDGE FINANCIAL SOLUTIONS INC	1,739,878	2,549,056
112463104	BROOKDALE SENIOR LIVING INC	159,927	234,305
112585104	BROOKFIELD ASSET MANAGEMENT INC	4,934,460	7,229,364
11282X103	BROOKFIELD PROPERTY REIT INC	222,688	326,255
11373M107	BROOKLINE BANCORP INC	170,511	249,811
114340102	BROOKS AUTOMATION INC	324,789	475,841
115236101	BROWN & BROWN INC	991,049	1,451,963
115637100	BROWN-FORMAN CORP	347,217	508,700
115637209	BROWN-FORMAN CORP	1,330,165	1,948,795
055645303	BRT APARTMENTS CORP	3,856	5,650
116794108	BRUKER CORP	1,215,019	1,780,096
117043109	BRUNSWICK CORP/DE	512,410	750,720
117665109	BRYN MAWR BANK CORP	49,061	71,879
118440106	BUCKLE INC/THE	68,619	100,532
12008R107	BUILDERS FIRSTSOURCE INC	231,596	339,306
G16962105	BUNGE LTD	890,076	1,304,030
122017106	BURLINGTON STORES INC	1,299,770	1,904,264
05605H100	BWX TECHNOLOGIES INC	4,915,039	7,200,910
124411109	BYLINE BANCORP INC	41,020	60,098
12674R100	C&J ENERGY SERVICES INC	112,417	164,700
12685J105	CABLE ONE INC	2,391,279	3,503,408
127055101	CABOT CORP	342,972	502,480
12709P103	CABOT MICROELECTRONICS CORP	364,143	533,497
127097103	CABOT OIL & GAS CORP	1,146,314	1,679,439
127190304	CACI INTERNATIONAL INC	636,102	931,938
127203107	CACTUS INC	156,522	229,317
12739A100	CADENCE BANCORP	5,992,956	8,780,141
127387108	CADENCE DESIGN SYSTEMS INC	3,800,762	5,568,409
127537207	CADIZ INC	838	1,227
127686103	CAESARS ENTERTAINMENT CORP	7,954,965	11,654,635
M20598104	CAESARSTONE LTD	39,248	57,501
12477X106	CAI INTERNATIONAL INC	30,384	44,515
128126109	CALAMP CORP	57,954	84,906

**DIVERSIFIED EQUITY FUND
TOTAL INVESTMENTS AS OF JUNE 30, 2019**

MARKET VALUE

CUSIP #	COMMON STOCKS - DOMESTIC	QPP	TDA
128246105	CALAVO GROWERS INC	\$763,886	\$1,119,151
129500104	CALERES INC	128,435	188,167
13057Q206	CALIFORNIA RESOURCES CORP	100,717	147,558
130788102	CALIFORNIA WATER SERVICE GROUP	328,078	480,659
13089P101	CALITHERA BIOSCIENCES INC	11,697	17,137
13100M509	CALIX INC	38,352	56,189
131193104	CALLAWAY GOLF CO	175,272	256,788
13123X102	CALLON PETROLEUM CO	668,155	978,898
128030202	CAL-MAINE FOODS INC	167,433	245,302
132011107	CAMBREX CORP	216,110	316,618
133034108	CAMDEN NATIONAL CORP	94,369	138,257
133131102	CAMDEN PROPERTY TRUST	1,122,485	1,644,527
134429109	CAMPBELL SOUP CO	830,736	1,217,092
13462K109	CAMPING WORLD HOLDINGS INC	55,931	81,943
13765N107	CANNAE HOLDINGS INC	222,586	326,106
138098108	CANTEL MEDICAL CORP	1,765,210	2,586,168
139737100	CAPITAL BANCORP INC	354,604	519,522
139674105	CAPITAL CITY BANK GROUP INC	42,395	62,112
14040H105	CAPITAL ONE FINANCIAL CORP	10,376,597	15,202,514
14057J101	CAPITOL FEDERAL FINANCIAL INC	238,384	349,251
G1890L107	CAPRI HOLDINGS LTD	560,692	821,458
14067E506	CAPSTEAD MORTGAGE CORP	118,921	174,229
140755109	CARA THERAPEUTICS INC	52,036	76,236
14081R103	CARBON BLACK INC	85,849	125,775
141337105	CARBONITE INC	94,891	139,023
14149Y108	CARDINAL HEALTH INC	1,904,635	2,790,437
141619106	CARDIOVASCULAR SYSTEMS INC	154,481	226,326
14161W105	CARDLYTICS INC	6,077	8,904
G1991C105	CARDTRONICS PLC	162,727	238,407
141633107	CARE.COM INC	1,601	2,346
14167L103	CAREDX INC	138,838	203,409
141665109	CAREER EDUCATION CORP	189,681	277,897
14174T107	CARETRUST REIT INC	253,862	371,927
141788109	CARGURUS INC	287,654	421,436
142339100	CARLISLE COS INC	1,157,490	1,695,812
143130102	CARMAX INC	1,732,398	2,538,096
143658300	CARNIVAL CORP	2,196,283	3,217,724
143873107	CAROLINA FINANCIAL CORP	111,727	163,688
144285103	CARPENTER TECHNOLOGY CORP	311,542	456,433
143905107	CARRIAGE SERVICES INC	12,273	17,981

DIVERSIFIED EQUITY FUND
TOTAL INVESTMENTS AS OF JUNE 30, 2019

MARKET VALUE

CUSIP #	COMMON STOCKS - DOMESTIC	QPP	TDA
144577103	CARRIZO OIL & GAS INC	\$81,867	\$119,941
14574X104	CARROLS RESTAURANT GROUP INC	13,730	20,115
14575E105	CARS.COM INC	1,678,648	2,459,349
146102108	CARTER BANK & TRUST	40,978	60,036
146229109	CARTER'S INC	529,643	775,967
146869102	CARVANA CO	275,176	403,154
14713L102	CASA SYSTEMS INC	1,504	2,204
147448104	CASELLA WASTE SYSTEMS INC	182,560	267,465
147528103	CASEY'S GENERAL STORES INC	687,814	1,007,700
14808P109	CASS INFORMATION SYSTEMS INC	94,711	138,758
14862Q100	CASTLIGHT HEALTH INC	6,044	8,856
148806102	CATALENT INC	1,050,594	1,539,200
14888U101	CATALYST PHARMACEUTICALS INC	1,198	1,755
14912Y202	CATCHMARK TIMBER TRUST INC	60,011	87,921
149123101	CATERPILLAR INC	9,068,018	13,285,344
149150104	CATHAY GENERAL BANCORP	340,857	499,382
149205106	CATO CORP/THE	47,930	70,221
149568107	CAVCO INDUSTRIES INC	190,030	278,409
124805102	CBIZ INC	1,479,488	2,167,564
124830100	CBL & ASSOCIATES PROPERTIES INC	24,045	35,228
12503M108	CBOE GLOBAL MARKETS INC	2,983,607	4,371,214
12504L109	CBRE GROUP INC	3,163,052	4,634,115
124857202	CBS CORP	7,638,416	11,190,868
12481V104	CBTX INC	48,238	70,673
12508E101	CDK GLOBAL INC	1,930,430	2,828,228
12514G108	CDW CORP/DE	2,236,309	3,276,365
125141101	CECO ENVIRONMENTAL CORP	18,952	27,766
150602209	CEDAR REALTY TRUST INC	25,601	37,508
150870103	CELANESE CORP	1,662,764	2,436,077
151020104	CELGENE CORP	7,689,367	11,265,515
15135B101	CENTENE CORP	2,512,902	3,681,595
15136A102	CENTENNIAL RESOURCE DEVELOPMENT INC	161,186	236,150
15189T107	CENTERPOINT ENERGY INC	3,326,050	4,872,919
15201P109	CENTERSTATE BANK CORP	323,075	473,329
G20045202	CENTRAL EUROPEAN MEDIA ENTERPRISES LTD	34,572	50,651
153527106	CENTRAL GARDEN & PET CO	27,433	40,192
153527205	CENTRAL GARDEN & PET CO	142,585	208,898
154760409	CENTRAL PACIFIC FINANCIAL CORP	95,556	139,997
155685100	CENTRAL VALLEY COMMUNITY BANCORP	1,674	2,453
156431108	CENTURY ALUMINUM CO	36,142	52,951

DIVERSIFIED EQUITY FUND
TOTAL INVESTMENTS AS OF JUNE 30, 2019

MARKET VALUE

CUSIP #	COMMON STOCKS - DOMESTIC	QPP	TDA
156432106	CENTURY BANCORP INC/MA	\$3,427	\$5,021
156492100	CENTURY CASINOS INC	6,429	9,419
156504300	CENTURY COMMUNITIES INC	68,382	100,186
156700106	CENTURLINK INC	1,488,684	2,181,037
15677J108	CERIDIAN HCM HOLDING INC	322,688	472,763
156782104	CERNER CORP	3,543,425	5,191,390
157085101	CERUS CORP	50,043	73,317
157210105	CEVA INC	57,861	84,770
125269100	CF INDUSTRIES HOLDINGS INC	1,255,012	1,838,689
12532H104	CGI INC	5,492,109	8,046,363
12541W209	CH ROBINSON WORLDWIDE INC	1,351,405	1,979,913
159179100	CHANNELADVISOR CORP	983,102	1,440,320
159864107	CHARLES RIVER LABORATORIES INTERNATIONAL INC	824,844	1,208,459
808513105	CHARLES SCHWAB CORP/THE	5,718,592	8,378,177
16115Q308	CHART INDUSTRIES INC	308,898	452,559
16119P108	CHARTER COMMUNICATIONS INC	9,709,849	14,225,676
16150R104	CHASE CORP	84,349	123,578
16208T102	CHATHAM LODGING TRUST	86,883	127,290
163072101	CHEESECAKE FACTORY INC/THE	232,883	341,192
163086101	CHEFS' WAREHOUSE INC/THE	146,460	214,575
163092109	CHEGG INC	491,619	720,259
16359R103	CHEMED CORP	1,129,504	1,654,810
163731102	CHEMICAL FINANCIAL CORP	360,132	527,622
16383L106	CHEMOCENTRYX INC	391,313	573,304
163851108	CHEMOURS CO/THE	479,821	702,975
16411R208	CHENIERE ENERGY INC	1,806,729	2,646,996
164651101	CHERRY HILL MORTGAGE INVESTMENT CORP	624	914
165167107	CHESAPEAKE ENERGY CORP	261,128	382,572
165240102	CHESAPEAKE LODGING TRUST	187,782	275,115
165303108	CHESAPEAKE UTILITIES CORP	201,449	295,139
166764100	CHEVRON CORP	29,583,462	43,342,049
168615102	CHICO'S FAS INC	70,979	103,989
168905107	CHILDREN'S PLACE INC/THE	196,077	287,268
16934Q208	CHIMERA INVESTMENT CORP	422,371	618,805
16934W106	CHIMERIX INC	23,109	33,856
169656105	CHIPOTLE MEXICAN GRILL INC	2,196,634	3,218,239
169905106	CHOICE HOTELS INTERNATIONAL INC	351,771	515,371
H1467J104	CHUBB LTD	11,093,522	16,252,864
171340102	CHURCH & DWIGHT CO INC	2,105,177	3,084,246
171484108	CHURCHILL DOWNS INC	461,984	676,842

DIVERSIFIED EQUITY FUND
TOTAL INVESTMENTS AS OF JUNE 30, 2019

MARKET VALUE

CUSIP #	COMMON STOCKS - DOMESTIC	QPP	TDA
171604101	CHUY'S HOLDINGS INC	\$704,764	\$1,032,533
171779309	CIENA CORP	3,102,541	4,545,462
125523100	CIGNA CORP	6,960,314	10,197,396
171798101	CIMAREX ENERGY CO	2,259,346	3,310,115
N20146101	CIMPRESS NV	257,858	377,781
171871502	CINCINNATI BELL INC	33,339	48,844
172062101	CINCINNATI FINANCIAL CORP	1,873,411	2,744,692
172406209	CINEDIGM CORP	38,851	56,920
17243V102	CINEMARK HOLDINGS INC	2,062,086	3,021,115
172908105	CINTAS CORP	2,450,973	3,590,864
17273K109	CIRCOR INTERNATIONAL INC	132,386	193,956
172755100	CIRRUS LOGIC INC	296,563	434,488
17275R102	CISCO SYSTEMS INC	29,977,904	43,919,937
G1992S109	CISION LTD	675,422	989,546
125581801	CIT GROUP INC	625,726	916,737
17306X102	CITI TRENDS INC	43,871	64,275
172967424	CITIGROUP INC	30,817,000	45,149,277
172922106	CITIZENS & NORTHERN CORP	48,595	71,195
174610105	CITIZENS FINANCIAL GROUP INC	2,238,606	3,279,731
174740100	CITIZENS INC/TX	47,187	69,132
177376100	CITRIX SYSTEMS INC	4,674,360	6,848,297
177835105	CITY HOLDING CO	133,492	195,576
178587101	CITY OFFICE REIT INC	54,083	79,236
178867107	CIVISTA BANCSHARES INC	875	1,282
184499101	CLEAN ENERGY FUELS CORP	15,413	22,581
184496107	CLEAN HARBORS INC	456,203	668,373
18453H106	CLEAR CHANNEL OUTDOOR HOLDINGS INC	28,741	42,108
18482P103	CLEARFIELD INC	935	1,370
18538R103	CLEARWATER PAPER CORP	57,445	84,161
18539C204	CLEARWAY ENER-C RG	137,568	201,548
18539C105	CLEARWAY ENERGY INC	49,120	71,965
185899101	CLEVELAND-CLIFFS INC	353,008	517,183
18885T306	CLIPPER REALTY INC	872	1,277
189054109	CLOROX CO/THE	3,767,750	5,520,044
18914U100	CLOUDERA INC	123,984	181,646
189464100	CLOVIS ONCOLOGY INC	84,425	123,690
12572Q105	CME GROUP INC	10,291,512	15,077,858
125896100	CMS ENERGY CORP	4,225,207	6,190,253
126117100	CNA FINANCIAL CORP	186,720	273,559
126128107	CNB FINANCIAL CORP/PA	37,763	55,326

**DIVERSIFIED EQUITY FUND
TOTAL INVESTMENTS AS OF JUNE 30, 2019**

MARKET VALUE

CUSIP #	COMMON STOCKS - DOMESTIC	QPP	TDA
12621E103	CNO FINANCIAL GROUP INC	\$352,321	\$516,177
12653C108	CNX RESOURCES CORP	181,464	265,859
191216100	COCA-COLA CO/THE	26,401,190	38,679,775
191098102	COCA-COLA CONSOLIDATED INC	181,533	265,960
192005106	CODEXIS INC	83,326	122,080
192025104	CODORUS VALLEY BANCORP INC	1,390	2,036
192108504	COEUR MINING INC	106,505	156,038
19239V302	COGENT COMMUNICATIONS HOLDINGS INC	284,256	416,457
192422103	COGNEX CORP	961,057	1,408,022
192446102	COGNIZANT TECHNOLOGY SOLUTIONS CORP	4,627,977	6,780,343
19247A100	COHEN & STEERS INC	726,275	1,064,049
192479103	COHERENT INC	438,297	642,139
19249H103	COHERUS BIOSCIENCES INC	141,939	207,952
192576106	COHU INC	103,540	151,694
194014106	COLFAX CORP	1,225,777	1,795,857
194162103	COLGATE-PALMOLIVE CO	9,300,647	13,626,164
19459J104	COLLEGIUM PHARMACEUTICAL INC	60,967	89,321
19626G108	COLONY CAPITAL INC	284,294	416,512
19625T101	COLONY CREDIT REAL ESTATE INC	115,848	169,726
197236102	COLUMBIA BANKING SYSTEM INC	1,585,202	2,322,443
197641103	COLUMBIA FINANCIAL INC	69,601	101,971
198287203	COLUMBIA PROPERTY TRUST INC	274,212	401,742
198516106	COLUMBIA SPORTSWEAR CO	358,154	524,723
199333105	COLUMBUS MCKINNON CORP/NY	157,669	230,998
20030N101	COMCAST CORP	38,457,874	56,343,746
200340107	COMERICA INC	1,358,634	1,990,503
199908104	COMFORT SYSTEMS USA INC	219,684	321,854
200525103	COMMERCE BANCSHARES INC/MO	733,618	1,074,808
201723103	COMMERCIAL METALS CO	237,651	348,178
202608105	COMMERCIAL VEHICLE GROUP INC	1,876	2,749
20337X109	COMMSCOPE HOLDING CO INC	370,387	542,645
203607106	COMMUNITY BANK SYSTEM INC	389,649	570,865
203668108	COMMUNITY HEALTH SYSTEMS INC	41,394	60,645
20369C106	COMMUNITY HEALTHCARE TRUST INC	1,224,672	1,794,239
204149108	COMMUNITY TRUST BANCORP INC	75,891	111,186
204166102	COMMVault SYSTEMS INC	220,010	322,332
20451N101	COMPASS MINERALS INTERNATIONAL INC	4,361,091	6,389,334
205306103	COMPUTER PROGRAMS & SYSTEMS INC	51,127	74,905
205826209	COMTECH TELECOMMUNICATIONS CORP	45,754	67,033
205887102	CONAGRA BRANDS INC	1,504,740	2,204,560

DIVERSIFIED EQUITY FUND
TOTAL INVESTMENTS AS OF JUNE 30, 2019

MARKET VALUE

CUSIP #	COMMON STOCKS - DOMESTIC	QPP	TDA
206022105	CONCERT PHARMACEUTICALS INC	\$44,290	\$64,888
20605P101	CONCHO RESOURCES INC	2,420,721	3,546,543
206787103	CONDUENT INC	233,939	342,738
207410101	CONMED CORP	257,377	377,076
207797101	CONNECTICUT WATER SERVICE INC	111,660	163,591
20786W107	CONNECTONE BANCORP INC	71,319	104,488
208242107	CONN'S INC	62,082	90,954
20825C104	CONOCOPHILLIPS	8,372,818	12,266,822
209034107	CONSOLIDATED COMMUNICATIONS HOLDINGS INC	31,852	46,665
209115104	CONSOLIDATED EDISON INC	3,371,723	4,939,834
210226106	CONSOLIDATED-TOMOKA LAND CO	50,716	74,303
21036P108	CONSTELLATION BRANDS INC	3,691,790	5,408,757
21044C107	CONSTRUCTION PARTNERS INC	763,810	1,119,041
210751103	CONTAINER STORE GROUP INC/THE	5,708	8,362
211171103	CONTINENTAL BUILDING PRODUCTS INC	100,800	147,680
212015101	CONTINENTAL RESOURCES INC/OK	453,471	664,371
21240D107	CONTROL4 CORP	98,111	143,740
21241B100	CONTURA ENERGY INC	90,304	132,302
216648402	COOPER COS INC/THE	1,977,467	2,897,142
216831107	COOPER TIRE & RUBBER CO	220,321	322,787
21676P103	COOPER-STANDARD HOLDINGS INC	115,898	169,800
P31076105	COPA HOLDINGS SA	384,573	563,429
217204106	COPART INC	1,783,120	2,612,408
21833P103	CORBUS PHARMACEUTICALS HOLDINGS INC	68,157	99,855
218352102	CORCEPT THERAPEUTICS INC	141,781	207,720
N22717107	CORE LABORATORIES NV	1,025,012	1,501,721
21871D103	CORELOGIC INC/UNITED STATES	381,525	558,963
218681104	CORE-MARK HOLDING CO INC	205,909	301,672
21870U502	COREENERGY INFRASTRUCTURE TRUST INC	20,101	29,449
21872L104	COREPOINT LODGING INC	81,735	119,748
21870Q105	CORESITE REALTY CORP	519,409	760,974
21925D109	CORNERSTONE BUILDING BRANDS INC	20,733	30,376
21925Y103	CORNERSTONE ONDEMAND INC	367,589	538,546
219350105	CORNING INC	3,093,414	4,532,089
22002T108	CORPORATE OFFICE PROPERTIES TRUST	365,828	535,966
22052L104	CORTEVA INC	2,640,427	3,868,429
221006109	CORVEL CORP	79,377	116,294
22160N109	COSTAR GROUP INC	2,269,804	3,325,438
22160K105	COSTCO WHOLESALE CORP	15,230,713	22,314,167
222070203	COTY INC	486,693	713,043

DIVERSIFIED EQUITY FUND
TOTAL INVESTMENTS AS OF JUNE 30, 2019

MARKET VALUE

CUSIP #	COMMON STOCKS - DOMESTIC	QPP	TDA
22266L106	COUPA SOFTWARE INC	\$861,143	\$1,261,641
222795502	COUSINS PROPERTIES INC	601,774	881,646
22282E102	COVANTA HOLDING CORP	260,620	381,828
22284P105	COVENANT TRANSPORTATION GROUP INC	37,133	54,403
22304C100	COVETRUS INC	261,745	383,477
22305A103	COVIA HOLDINGS CORP	4,955	7,260
223622606	COWEN INC	66,816	97,891
12618T105	CRA INTERNATIONAL INC	16,423	24,061
22410J106	CRACKER BARREL OLD COUNTRY STORE INC	420,933	616,700
224399105	CRANE CO	520,612	762,737
225223304	CRAY INC	183,331	268,593
225310101	CREDIT ACCEPTANCE CORP	601,909	881,844
225447101	CREE INC	3,720,180	5,450,350
22663K107	CRINETICS PHARMACEUTICALS INC	1,784	2,613
227046109	CROCS INC	147,528	216,140
227483104	CROSS COUNTRY HEALTHCARE INC	40,639	59,540
22822V101	CROWN CASTLE INTERNATIONAL CORP	6,395,011	9,369,183
228368106	CROWN HOLDINGS INC	932,648	1,366,401
228903100	CRYOLIFE INC	155,076	227,198
229050307	CRYOPORT INC	45,696	66,949
126349109	CSG SYSTEMS INTERNATIONAL INC	198,480	290,788
126402106	CSW INDUSTRIALS INC	141,428	207,202
126408103	CSX CORP	7,114,403	10,423,147
126501105	CTS CORP	90,374	132,405
229663109	CUBESMART	735,626	1,077,749
229669106	CUBIC CORP	220,865	323,585
229899109	CULLEN/FROST BANKERS INC	667,668	978,185
230215105	CULP INC	8,148	11,938
231021106	CUMMINS INC	3,099,276	4,540,677
231561101	CURTISS-WRIGHT CORP	1,257,221	1,841,925
G2717B108	CUSHMAN & WAKEFIELD PLC	185,422	271,657
23204G100	CUSTOMERS BANCORP INC	69,304	101,536
232109108	CUTERA INC	43,877	64,283
126600105	CVB FINANCIAL CORP	318,565	466,722
12662P108	CVR ENERGY INC	159,246	233,308
126650100	CVS HEALTH CORP	8,379,819	12,277,080
M2682V108	CYBERARK SOFTWARE LTD	1,153,996	1,690,693
23255M105	CYCLERION THERAPEUTICS INC	17,780	26,049
23257D103	CYMABAY THERAPEUTICS INC	37,564	55,034
232806109	CYPRESS SEMICONDUCTOR CORP	979,823	1,435,517

DIVERSIFIED EQUITY FUND
TOTAL INVESTMENTS AS OF JUNE 30, 2019

MARKET VALUE

CUSIP #	COMMON STOCKS - DOMESTIC	QPP	TDA
23283R100	CYRUSONE INC	\$724,367	\$1,061,254
23282W605	CYTOKINETICS INC	786,788	1,152,704
23284F105	CYTOMX THERAPEUTICS INC	58,160	85,209
234264109	DAKTRONICS INC	42,218	61,853
235825205	DANA INC	361,096	529,033
235851102	DANAHER CORP	11,859,210	17,374,656
237194105	DARDEN RESTAURANTS INC	1,793,010	2,626,897
237266101	DARLING INGREDIENTS INC	425,637	623,591
23753F107	DASEKE INC	982	1,439
238337109	DAVE & BUSTER'S ENTERTAINMENT INC	202,302	296,388
23918K108	DAVITA INC	863,726	1,265,425
242370203	DEAN FOODS CO	12,592	18,448
243537107	DECKERS OUTDOOR CORP	994,074	1,456,394
244199105	DEERE & CO	6,274,547	9,192,694
245077102	DEL FRISCO'S RESTAURANT GROUP INC	24,662	36,132
245496104	DEL TACO RESTAURANTS INC	41,414	60,674
24665A103	DELEK US HOLDINGS INC	385,073	564,162
24703L202	DELL TECHNOLOGIES INC	863,420	1,264,976
G2709G107	DELPHI TECHNOLOGIES PLC	5,879	8,613
247361702	DELTA AIR LINES INC	9,785,423	14,336,399
248019101	DELUXE CORP	228,203	334,335
24823R105	DENALI THERAPEUTICS INC	408,198	598,042
247916208	DENBURY RESOURCES INC	58,639	85,910
24869P104	DENNY'S CORP	1,690,563	2,476,805
24906P109	DENTSPLY SIRONA INC	1,545,842	2,264,778
24983L104	DERMIRA INC	40,085	58,727
250565108	DESIGNER BRANDS INC	178,643	261,726
25179M103	DEVON ENERGY CORP	3,472,315	5,087,209
252131107	DEXCOM INC	1,541,508	2,258,428
Y2065G121	DHT HOLDINGS INC	98,721	144,634
25264R207	DIAMOND HILL INVESTMENT GROUP INC	62,600	91,713
25271C102	DIAMOND OFFSHORE DRILLING INC	76,814	112,539
25278X109	DIAMONDBACK ENERGY INC	2,098,591	3,074,598
252784301	DIAMONDROCK HOSPITALITY CO	271,286	397,455
253031108	DICERNA PHARMACEUTICALS INC	62,410	91,436
253393102	DICK'S SPORTING GOODS INC	309,293	453,138
253651103	DIEBOLD NIXDORF INC	89,539	131,182
253798102	DIGI INTERNATIONAL INC	552,654	809,680
25381B101	DIGIMARC CORP	17,306	25,355
253868103	DIGITAL REALTY TRUST INC	2,894,183	4,240,200

**DIVERSIFIED EQUITY FUND
TOTAL INVESTMENTS AS OF JUNE 30, 2019**

MARKET VALUE

CUSIP #	COMMON STOCKS - DOMESTIC	QPP	TDA
254067101	DILLARD'S INC	\$115,357	\$169,007
253922108	DIME COMMUNITY BANCSHARES INC	89,471	131,082
254423106	DINE BRANDS GLOBAL INC	203,483	298,118
254543101	DIODES INC	211,782	310,277
25456K101	DIPLOMAT PHARMACY INC	51,460	75,393
254709108	DISCOVER FINANCIAL SERVICES	5,368,005	7,864,540
25470F302	DISCOVERY INC	1,782,008	2,610,779
25470F104	DISCOVERY INC - A	7,552,313	11,064,720
25470M109	DISH NETWORK CORP	5,880,459	8,615,325
23291C103	DMC GLOBAL INC	82,861	121,398
256163106	DOCUSIGN INC	790,242	1,157,765
25659T107	DOLBY LABORATORIES INC	638,015	934,741
256677105	DOLLAR GENERAL CORP	4,187,368	6,134,816
256746108	DOLLAR TREE INC	2,976,517	4,360,826
25746U109	DOMINION ENERGY INC	7,639,950	11,193,116
25754A201	DOMINO'S PIZZA INC	1,354,184	1,983,984
257554105	DOMO INC	43,978	64,431
257559203	DOMTAR CORP	374,711	548,980
257651109	DONALDSON CO INC	758,595	1,111,401
257701201	DONEGAL GROUP INC	19,050	27,910
25787G100	DONNELLEY FINANCIAL SOLUTIONS INC	45,158	66,160
Y2106R110	DORIAN LPG LTD	5,514	8,078
258278100	DORMAN PRODUCTS INC	292,708	428,840
25960R105	DOUGLAS DYNAMICS INC	130,834	191,681
25960P109	DOUGLAS EMMETT INC	1,374,702	2,014,044
260003108	DOVER CORP	1,759,414	2,577,677
260557103	DOW INC	4,416,973	6,471,206
23331A109	DR HORTON INC	1,731,552	2,536,856
262037104	DRIL-QUIP INC	242,170	354,798
262077100	DRIVE SHACK INC	36,540	53,534
26210C104	DROPBOX INC	488,293	715,387
23332B106	DSP GROUP INC	924	1,353
233331107	DTE ENERGY CO	4,092,748	5,996,191
264147109	DUCOMMUN INC	44,314	64,924
26441C204	DUKE ENERGY CORP	7,597,703	11,131,220
264411505	DUKE REALTY CORP	1,377,749	2,018,508
265504100	DUNKIN' BRANDS GROUP INC	789,983	1,157,386
26614N102	DUPONT DE NEMOURS INC	6,730,557	9,860,785
23355L106	DXC TECHNOLOGY CO	1,787,114	2,618,259
233377407	DXP ENTERPRISES INC/TX	59,708	87,477

DIVERSIFIED EQUITY FUND
TOTAL INVESTMENTS AS OF JUNE 30, 2019

MARKET VALUE

CUSIP #	COMMON STOCKS - DOMESTIC	QPP	TDA
267475101	DYCOM INDUSTRIES INC	\$239,542	\$350,947
268158201	DYNAVAX TECHNOLOGIES CORP	25,429	37,256
26817Q886	DYNEX CAPITAL INC	35,119	51,453
269246401	E*TRADE FINANCIAL CORP	1,312,454	1,922,846
268948106	EAGLE BANCORP INC	1,648,924	2,415,801
26969P108	EAGLE MATERIALS INC	501,049	734,075
269796108	EAGLE PHARMACEUTICALS INC/DE	74,609	109,308
27579R104	EAST WEST BANCORP INC	817,151	1,197,189
27616P103	EASTERLY GOVERNMENT PROPERTIES INC	134,458	196,992
277276101	EASTGROUP PROPERTIES INC	486,753	713,131
277432100	EASTMAN CHEMICAL CO	2,256,609	3,306,106
G29183103	EATON CORP PLC	8,293,726	12,150,947
278265103	EATON VANCE CORP	572,022	838,056
278642103	EBAY INC	6,140,009	8,995,586
278715206	EBIX INC	458,029	671,047
27875T101	ECHO GLOBAL LOGISTICS INC	80,030	117,250
278768106	ECHOSTAR CORP	261,582	383,238
278865100	ECOLAB INC	5,957,208	8,727,768
28035Q102	EDGEWELL PERSONAL CARE CO	209,863	307,465
281020107	EDISON INTERNATIONAL	2,527,619	3,703,156
28106W103	EDITAS MEDICINE INC	121,375	177,824
28176E108	EDWARDS LIFESCIENCES CORP	4,587,663	6,721,279
28225C806	EGAIN CORP	275,071	403,000
28238P109	EHEALTH INC	222,718	326,299
28249H104	EIDOS THERAPEUTICS INC	1,212	1,775
282644202	EKSO BIONICS HOLDINGS INC	252,452	369,862
283677854	EL PASO ELECTRIC CO	301,910	442,322
268603107	EL POLLO LOCO HOLDINGS INC	2,456	3,598
28414H103	ELANCO ANIMAL HEALTH INC	4,483,569	6,568,773
N14506104	ELASTIC NV	256,579	375,909
28470R102	ELDORADO RESORTS INC	365,901	536,073
285512109	ELECTRONIC ARTS INC	3,551,158	5,202,719
286082102	ELECTRONICS FOR IMAGING INC	201,170	294,729
28618M106	ELEMENT SOLUTIONS INC	270,532	396,351
26856L103	ELF BEAUTY INC	28,601	41,903
532457108	ELI LILLY & CO	12,442,226	18,228,819
28852N109	ELLINGTON FINANCIAL INC	44,396	65,043
268664109	EMC INSURANCE GROUP INC	12,277	17,987
29084Q100	EMCOR GROUP INC	1,098,860	1,609,915
29103B100	EMERALD EXPOSITIONS EVENTS INC	21,535	31,550

DIVERSIFIED EQUITY FUND
TOTAL INVESTMENTS AS OF JUNE 30, 2019

MARKET VALUE

CUSIP #	COMMON STOCKS - DOMESTIC	QPP	TDA
29089Q105	EMERGENT BIOSOLUTIONS INC	\$262,926	\$385,207
291011104	EMERSON ELECTRIC CO	4,836,395	7,085,690
292104106	EMPIRE STATE REALTY TRUST INC	232,785	341,048
292218104	EMPLOYERS HOLDINGS INC	173,974	254,885
29251M106	ENANTA PHARMACEUTICALS INC	158,134	231,678
292505104	ENCANA CORP	341,403	500,182
29261A100	ENCOMPASS HEALTH CORP	769,828	1,127,858
292554102	ENCORE CAPITAL GROUP INC	145,859	213,694
292562105	ENCORE WIRE CORP	130,885	191,757
29260V105	ENDAVA PLC	639,414	936,791
G30401106	ENDO INTERNATIONAL PLC	110,064	161,252
29272B105	ENDURANCE INTERNATIONAL GROUP HOLDINGS INC	31,650	46,370
29272W109	ENERGIZER HOLDINGS INC	297,806	436,309
292671708	ENERGY FUELS INC/CANADA	854	1,251
29270J100	ENERGY RECOVERY INC	39,779	58,279
292766102	ENERPLUS CORP	502,489	736,185
29275Y102	ENERSYS	374,786	549,091
293389102	ENNIS INC	86,848	127,239
29357K103	ENOVA INTERNATIONAL INC	108,789	159,384
29355A107	ENPHASE ENERGY INC	184,766	270,696
29355X107	ENPRO INDUSTRIES INC	188,558	276,252
G3166L100	ENSCO ROWAN PLC	5,600	8,205
29358P101	ENSIGN GROUP INC/THE	2,457,495	3,600,420
G3075P101	ENSTAR GROUP LTD	268,656	393,601
29362U104	ENTEGRIS INC	4,144,372	6,071,824
293639100	ENTERCOM COMMUNICATIONS CORP	104,716	153,417
29364G103	ENTERGY CORP	2,903,702	4,254,147
293712105	ENTERPRISE FINANCIAL SERVICES CORP	146,629	214,824
29382R107	ENTRAVISION COMMUNICATIONS CORP	9,001	13,187
29404K106	ENVESTNET INC	1,661,000	2,433,493
294100102	ENZO BIOCHEM INC	13,998	20,508
26875P101	EOG RESOURCES INC	6,380,155	9,347,418
29414B104	EPAM SYSTEMS INC	1,056,886	1,548,419
29428V104	EPIZYME INC	100,997	147,968
294268107	EPLUS INC	119,469	175,031
26884U109	EPR PROPERTIES	663,631	972,271
26884L109	EQT CORP	2,759,753	4,043,251
294429105	EQUIFAX INC	1,903,215	2,788,356
29444U700	EQUINIX INC	5,000,679	7,326,379
294600101	EQUITRANS MIDSTREAM CORP	3,765,600	5,516,893

DIVERSIFIED EQUITY FUND
TOTAL INVESTMENTS AS OF JUNE 30, 2019

MARKET VALUE

CUSIP #	COMMON STOCKS - DOMESTIC	QPP	TDA
29460X109	EQUITY BANCSHARES INC	\$33,821	\$49,551
294628102	EQUITY COMMONWEALTH	443,298	649,465
29472R108	EQUITY LIFESTYLE PROPERTIES INC	1,228,251	1,799,482
29476L107	EQUITY RESIDENTIAL	3,280,653	4,806,410
26885G109	ERA GROUP INC	25,183	36,894
29530P102	ERIE INDEMNITY CO	706,629	1,035,266
G3788M114	EROS INTERNATIONAL PLC	5,793	8,487
296315104	ESCO TECHNOLOGIES INC	297,786	436,279
29664W105	ESPERION THERAPEUTICS INC	518,266	759,300
29667J101	ESQUIRE FINANCIAL HOLDINGS INC	665,360	974,804
G3198U102	ESSENT GROUP LTD	527,074	772,205
29670E107	ESSENTIAL PROPERTIES REALTY TRUST INC	91,457	133,992
297178105	ESSEX PROPERTY TRUST INC	2,262,822	3,315,208
518439104	ESTEE LAUDER COS INC/THE	4,637,133	6,793,757
297602104	ETHAN ALLEN INTERIORS INC	83,082	121,722
29786A106	ETSY INC	846,689	1,240,464
298736109	EURONET WORLDWIDE INC	2,732,631	4,003,514
29975E109	EVENTBRITE INC	54,221	79,438
29978A104	EVERBRIDGE INC	756,460	1,108,272
29977A105	EVERCORE INC	436,910	640,106
G3223R108	EVEREST RE GROUP LTD	1,208,818	1,771,011
30034W106	EVERGY INC	1,774,667	2,600,023
30034T103	EVERI HOLDINGS INC	92,547	135,588
30040W108	EVERSOURCE ENERGY	2,831,881	4,148,924
30040P103	EVERTEC INC	224,947	329,565
26927E104	EVO PAYMENTS INC	90,804	133,034
30050B101	EVOLENT HEALTH INC	77,603	113,694
30057T105	EVOQUA WATER TECHNOLOGIES CORP	107,113	156,929
811054402	EW SCRIPPS CO/THE	120,853	177,059
30063P105	EXACT SCIENCES CORP	1,713,071	2,509,781
30068N105	EXANTAS CAPITAL CORP	79,523	116,507
30161Q104	EXELIXIS INC	858,214	1,257,349
30161N101	EXELON CORP	8,400,693	12,307,662
302081104	EXLSERVICE HOLDINGS INC	278,467	407,976
30212P303	EXPEDIA GROUP INC	1,988,703	2,913,603
302130109	EXPEDITORS INTERNATIONAL OF WASHINGTON INC	1,927,135	2,823,401
30214U102	EXPONENT INC	351,810	515,428
30219E103	EXPRESS INC	28,846	42,262
30224P200	EXTENDED STAY AMERICA INC	1,235,456	1,810,038
30227H106	EXTERRAN CORP	52,334	76,673

DIVERSIFIED EQUITY FUND
TOTAL INVESTMENTS AS OF JUNE 30, 2019

MARKET VALUE

CUSIP #	COMMON STOCKS - DOMESTIC	QPP	TDA
30225T102	EXTRA SPACE STORAGE INC	\$1,523,079	\$2,231,428
30227M105	EXTRACTION OIL & GAS INC	56,729	83,112
30226D106	EXTREME NETWORKS INC	98,202	143,874
30231G102	EXXON MOBIL CORP	38,548,797	56,476,955
302301106	EZCORP INC	79,300	116,181
315616102	F5 NETWORKS INC	1,259,966	1,845,947
G3323L100	FABRINET	903,972	1,324,389
30303M102	FACEBOOK INC	57,788,570	84,664,704
303075105	FACTSET RESEARCH SYSTEMS INC	1,933,298	2,832,430
303250104	FAIR ISAAC CORP	1,054,076	1,544,303
307675108	FARMER BROTHERS CO	13,409	19,645
30779N105	FARMERS & MERCHANTS BANCORP INC/ARCHBOLD OH	24,068	35,261
311642102	FARO TECHNOLOGIES INC	149,991	219,748
311900104	FASTENAL CO	2,207,589	3,234,288
31189P102	FATE THERAPEUTICS INC	146,967	215,318
30257X104	FB FINANCIAL CORP	724,264	1,061,103
30239F106	FBL FINANCIAL GROUP INC	105,860	155,094
313148306	FEDERAL AGRICULTURAL MORTGAGE CORP	114,584	167,875
313747206	FEDERAL REALTY INVESTMENT TRUST	1,098,850	1,609,899
313855108	FEDERAL SIGNAL CORP	182,796	267,811
314211103	FEDERATED INVESTORS INC	372,906	546,337
31428X106	FEDEX CORP	9,267,398	13,577,452
315405100	FERRO CORP	500,012	732,556
G3402M102	FGL HOLDINGS	102,123	149,618
31572Q808	FIBROGEN INC	392,123	574,490
31620R303	FIDELITY NATIONAL FINANCIAL INC	1,257,027	1,841,641
31620M106	FIDELITY NATIONAL INFORMATION SERVICES INC	5,270,109	7,721,116
316394105	FIDELITY SOUTHERN CORP	130,351	190,975
31660B101	FIESTA RESTAURANT GROUP INC	39,184	57,408
316773100	FIFTH THIRD BANCORP	2,473,293	3,623,565
317585404	FINANCIAL INSTITUTIONS INC	65,278	95,637
31787A507	FINISAR CORP	328,658	481,510
31816Q101	FIREEYE INC	6,279,944	9,200,601
31847R102	FIRST AMERICAN FINANCIAL CORP	739,635	1,083,622
31866P102	FIRST BANCORP INC/ME	36,742	53,830
318672706	FIRST BANCORP/PUERTO RICO	268,243	392,997
318910106	FIRST BANCORP/SOUTHERN PINES NC	91,071	133,426
318916103	FIRST BANCSHARES INC/THE	46,084	67,516
319383204	FIRST BUSEY CORP	115,720	169,538
31946M103	FIRST CITIZENS BANCSHARES INC/NC	434,119	636,018

DIVERSIFIED EQUITY FUND
TOTAL INVESTMENTS AS OF JUNE 30, 2019

MARKET VALUE

CUSIP #	COMMON STOCKS - DOMESTIC	QPP	TDA
319829107	FIRST COMMONWEALTH FINANCIAL CORP	\$178,035	\$260,834
31983A103	FIRST COMMUNITY BANKSHARES INC	68,612	100,522
32008D106	FIRST DATA CORP	1,759,028	2,577,112
32006W106	FIRST DEFIANCE FINANCIAL CORP	81,845	119,909
320209109	FIRST FINANCIAL BANCORP	317,947	465,817
32020R109	FIRST FINANCIAL BANKSHARES INC	470,984	690,028
320218100	FIRST FINANCIAL CORP/IN	81,259	119,051
32026V104	FIRST FOUNDATION INC	42,903	62,856
32051X108	FIRST HAWAIIAN INC	664,378	973,365
320517105	FIRST HORIZON NATIONAL CORP	593,613	869,689
32054K103	FIRST INDUSTRIAL REALTY TRUST INC	530,974	777,918
32055Y201	FIRST INTERSTATE BANCSYSTEM INC	191,610	280,723
320817109	FIRST MERCHANTS CORP	1,072,900	1,571,881
320866106	FIRST MID BANCSHARES INC	54,647	80,061
320867104	FIRST MIDWEST BANCORP INC/IL	258,241	378,342
320734106	FIRST OF LONG ISLAND CORP/THE	36,598	53,619
33616C100	FIRST REPUBLIC BANK/CA	3,130,579	4,586,539
336433107	FIRST SOLAR INC	617,493	904,675
33767D105	FIRSTCASH INC	514,483	753,757
337932107	FIRSTENERGY CORP	2,646,803	3,877,770
337738108	FISERV INC	9,299,114	13,623,918
33812L102	FITBIT INC	118,297	173,314
33829M101	FIVE BELOW INC	1,975,576	2,894,371
33830X104	FIVE PRIME THERAPEUTICS INC	20,902	30,622
338307101	FIVE9 INC	1,480,128	2,168,501
337930705	FLAGSTAR BANCORP INC	140,247	205,473
339041105	FLEETCOR TECHNOLOGIES INC	2,827,983	4,143,212
33938J106	FLEXION THERAPEUTICS INC	262,385	384,414
339382103	FLEXSTEEL INDUSTRIES INC	21,024	30,802
302445101	FLIR SYSTEMS INC	1,261,972	1,848,886
339750101	FLOOR & DECOR HOLDINGS INC	1,301,592	1,906,933
343389102	FLOTEK INDUSTRIES INC	22,664	33,205
343498101	FLOWERS FOODS INC	1,336,620	1,958,251
34354P105	FLOWERVE CORP	829,973	1,215,975
34385P108	FLUIDIGM CORP	61,710	90,410
343412102	FLUOR CORP	1,010,855	1,480,981
343873105	FLUSHING FINANCIAL CORP	107,218	157,082
302491303	FMC CORP	6,820,672	9,992,810
302520101	FNB CORP/PA	453,449	664,338
34417P100	FOCUS FINANCIAL PARTNERS INC	55,504	81,317

DIVERSIFIED EQUITY FUND
TOTAL INVESTMENTS AS OF JUNE 30, 2019

MARKET VALUE

CUSIP #	COMMON STOCKS - DOMESTIC	QPP	TDA
344849104	FOOT LOCKER INC	\$586,830	\$859,750
345370860	FORD MOTOR CO	4,725,562	6,923,312
34553D101	FORESCOUT TECHNOLOGIES INC	142,674	209,028
346232101	FORESTAR GROUP INC	28,635	41,953
346375108	FORMFACTOR INC	178,277	261,190
346563109	FORRESTER RESEARCH INC	96,370	141,189
34959E109	FORTINET INC	1,322,671	1,937,815
34959J108	FORTIVE CORP	2,825,130	4,139,033
34964C106	FORTUNE BRANDS HOME & SECURITY INC	961,653	1,408,895
34984V100	FORUM ENERGY TECHNOLOGIES INC	27,516	40,313
349853101	FORWARD AIR CORP	192,024	281,330
34988V106	FOSSIL GROUP INC	66,068	96,794
35086T109	FOUR CORNERS PROPERTY TRUST INC	206,557	302,622
35137L204	FOX CORP	728,818	1,067,774
35137L105	FOX CORP	1,555,389	2,278,765
35138V102	FOX FACTORY HOLDING CORP	382,118	559,833
30254T759	FPA CRESCENT FUND OPEN-END FUND	87,690,312	128,473,058
353514102	FRANKLIN ELECTRIC CO INC	295,240	432,549
35352P104	FRANKLIN FINANCIAL NETWORK INC	49,170	72,038
354613101	FRANKLIN RESOURCES INC	1,182,152	1,731,944
35471R106	FRANKLIN STREET PROPERTIES CORP REIT	99,692	146,056
N33462107	FRANK'S INTERNATIONAL NV	27,313	40,015
35671D857	FREEPORT-MCMORAN COPPER & GOLD INC.	2,558,426	3,748,291
35802M115	FRESENIUS KABI PHARMACEUTICALS HLDG CONTINGENT	76	111
G36738105	FRESH DEL MONTE PRODUCE INC	116,531	170,727
358039105	FRESHPET INC	921,908	1,350,666
35904G107	FRONT YARD RESIDENTIAL CORPORATION	96,450	141,306
35905A109	FRONTDOOR INC	413,291	605,503
35906A306	FRONTIER COMMUNICATIONS CORP	17,998	26,368
G3682E192	FRONTLINE LTD/BERMUDA	2	4
302941109	FTI CONSULTING INC	387,526	567,756
360271100	FULTON FINANCIAL CORP	354,465	519,319
361008105	FUNKO INC	37,704	55,239
36116M106	FUTUREFUEL CORP	9,662	14,155
3621LQ109	G1 THERAPEUTICS INC	105,762	154,949
361438104	GAMCO INVESTORS INC	41,725	61,131
36467W109	GAMESTOP CORP	78,845	115,513
36467J108	GAMING AND LEISURE PROPERTIES INC	921,817	1,350,533
36473H104	GANNETT CO INC	126,004	184,606
364760108	GAP INC/THE	485,434	711,198

DIVERSIFIED EQUITY FUND
TOTAL INVESTMENTS AS OF JUNE 30, 2019

MARKET VALUE

CUSIP #	COMMON STOCKS - DOMESTIC	QPP	TDA
36555P107	GARDNER DENVER HOLDINGS INC	\$489,552	\$717,231
H2906T109	GARMIN LTD	1,312,699	1,923,205
366505105	GARRETT MOTION INC	3,788	5,550
366651107	GARTNER INC	1,677,097	2,457,077
G37585109	GASLOG LTD	51,834	75,941
G39108108	GATES INDUSTRIAL CORP PLC	47,019	68,886
361448103	GATX CORP	350,266	513,167
36164V305	GCI LIBERTY INC	1,016,376	1,489,069
36164Y101	GCP APPLIED TECHNOLOGIES INC	160,651	235,366
368736104	GENERAC HOLDINGS INC	484,110	709,258
369550108	GENERAL DYNAMICS CORP	5,728,627	8,392,880
369604103	GENERAL ELECTRIC CO	10,781,348	15,795,505
370334104	GENERAL MILLS INC	4,514,129	6,613,546
37045V100	GENERAL MOTORS CO	10,760,013	15,764,247
371532102	GENESCO INC	106,574	156,139
371559105	GENESEE & WYOMING INC	1,535,162	2,249,130
37185X106	GENESIS HEALTHCARE INC	4,457	6,530
372309104	GENMARK DIAGNOSTICS INC	34,239	50,162
37244C101	GENOMIC HEALTH INC	146,298	214,337
G3922B107	GENPACT LTD	2,661,571	3,899,407
371901109	GENTEX CORP	766,266	1,122,639
37253A103	GENTHERM INC	182,144	266,854
372460105	GENUINE PARTS CO	1,750,033	2,563,933
37247D106	GENWORTH FINANCIAL INC	263,783	386,462
37364X109	GEOSPACE TECHNOLOGIES CORP	683	1,001
373865104	GERMAN AMERICAN BANCORP INC	62,706	91,869
374163103	GERON CORP	22,391	32,805
374297109	GETTY REALTY CORP	92,676	135,777
374689107	GIBRALTAR INDUSTRIES INC	138,781	203,325
36237H101	G-III APPAREL GROUP LTD	164,385	240,836
375558103	GILEAD SCIENCES INC	11,387,743	16,683,920
37637Q105	GLACIER BANCORP INC	417,119	611,111
376536108	GLADSTONE COMMERCIAL CORP	91,961	134,730
377322102	GLAUKOS CORP	284,726	417,146
37890U108	GLOBAL BLOOD THERAPEUTICS INC	318,942	467,274
37953G103	GLOBAL BRASS & COPPER HOLDINGS INC	100,928	147,868
G3933F105	GLOBAL INDEMNITY LTD	44,201	64,758
379378201	GLOBAL NET LEASE INC	193,553	283,570
37940X102	GLOBAL PAYMENTS INC	3,002,883	4,399,454
379463102	GLOBAL WATER RESOURCES INC	376,995	552,327

**DIVERSIFIED EQUITY FUND
TOTAL INVESTMENTS AS OF JUNE 30, 2019**

MARKET VALUE

CUSIP #	COMMON STOCKS - DOMESTIC	QPP	TDA
L44385109	GLOBANT SA	\$1,979,354	\$2,899,906
379577208	GLOBUS MEDICAL INC	347,370	508,924
379890106	GLU MOBILE INC	82,977	121,568
38000Q102	GLYCOMIMETICS INC	34,356	50,335
AAV9932K3	GMO - QUALITY FUND-III PREFERENCE	13,548,749	19,849,960
380995613	GMO- ASSET ALLOCATION BOND FUND III	8,857,780	12,977,330
AAV9931K4	GMO- CORE PLUS BOND FUND III	15,084,279	22,099,630
AAV9951K9	GMO- INTERNATIONAL EQUITY FUND III PREFERENCE	22,206,128	32,533,687
362008831	GMO INTERNATIONAL EQUITY FUND OPEN-END FUND	1	1
AAV9934K1	GMO- U.S. EQUITY ALLOCATION FUND III PREFERENCE	13,656,296	20,007,524
362997595	GMO-DEBT OPPORTUNITIES FUND VI MUTUAL FUND	2,635,118	3,860,651
AAV9933K2	GMO-SYSTEMATIC GLOBAL MACRO OPP FUND III	6,117,920	8,963,223
362997579	GMO-US TREASURY FUND MUTUAL FUND	6,585,059	9,647,618
36251C103	GMS INC	94,939	139,092
36191G107	GNC HOLDINGS INC	14,378	21,065
380237107	GODADDY INC	1,385,575	2,029,974
38046C109	GOGO INC	30,862	45,216
G9456A100	GOLAR LNG LTD	213,942	313,442
381013101	GOLDEN ENTERTAINMENT INC	31,422	46,036
38141G104	GOLDMAN SACHS GROUP INC/THE	8,139,709	11,925,301
382550101	GOODYEAR TIRE & RUBBER CO/THE	438,181	641,969
38267D109	GOOSEHEAD INSURANCE INC	1,473,429	2,158,687
38268T103	GOPRO INC	62,076	90,946
383082104	GORMAN-RUPP CO/THE	93,972	137,676
38341P102	GOSSAMER BIO INC	40,633	59,530
36225V104	GP STRATEGIES CORP	5,879	8,613
384109104	GRACO INC	984,738	1,442,718
384313508	GRAFTECH INTERNATIONAL LTD	40,597	59,478
384556106	GRAHAM CORP	53,736	78,727
384637104	GRAHAM HOLDINGS CO	897,709	1,315,213
38526M106	GRAND CANYON EDUCATION INC	675,065	989,022
387328107	GRANITE CONSTRUCTION INC	277,152	406,049
38741L107	GRANITE POINT MORTGAGE TRUST INC	82,251	120,504
388689101	GRAPHIC PACKAGING HOLDING CO	6,453,321	9,454,612
389375106	GRAY TELEVISION INC	161,050	235,950
390607109	GREAT LAKES DREDGE & DOCK CORP	86,241	126,350
390905107	GREAT SOUTHERN BANCORP INC	118,603	173,763
391416104	GREAT WESTERN BANCORP INC	263,631	386,240
39304D102	GREEN DOT CORP	268,768	393,766
393222104	GREEN PLAINS INC	53,816	78,844

DIVERSIFIED EQUITY FUND
TOTAL INVESTMENTS AS OF JUNE 30, 2019

MARKET VALUE

CUSIP #	COMMON STOCKS - DOMESTIC	QPP	TDA
393657101	GREENBRIER COS INC/THE	\$116,657	\$170,912
395259104	GREENHILL & CO INC	61,952	90,765
G4095J109	GREENLIGHT CAPITAL RE LTD	38,349	56,184
39572G100	GREENSKY INC	6,174,739	9,046,468
397624206	GREIF INC	10,211	14,959
397624107	GREIF INC	120,606	176,697
398433102	GRIFFON CORP	111,863	163,888
39874R101	GROCERY OUTLET HOLDING CORP	358,205	524,798
398905109	GROUP 1 AUTOMOTIVE INC	188,682	276,433
399473107	GROUPON INC	175,738	257,469
400110102	GRUBHUB INC	845,908	1,239,321
362393100	GTT COMMUNICATIONS INC	81,852	119,919
40131M109	GUARDANT HEALTH INC	300,657	440,485
401617105	GUESS? INC	148,284	217,247
40171V100	GUIDEWIRE SOFTWARE INC	959,728	1,406,076
402307102	GULF ISLAND FABRICATION INC	327	479
402635304	GULFPORT ENERGY CORP	92,227	135,120
404030108	H&E EQUIPMENT SERVICES INC	109,203	159,991
093671105	H&R BLOCK INC	2,128,191	3,117,964
404609109	HACKETT GROUP INC/THE	495,111	725,375
405024100	HAEMONETICS CORP	747,326	1,094,890
405217100	HAIN CELESTIAL GROUP INC/THE	275,009	402,909
406216101	HALLIBURTON CO	2,341,922	3,431,095
40637H109	HALOZYME THERAPEUTICS INC	271,216	397,352
40701T104	HAMILTON BEACH BRANDS HOLDING CO	33,258	48,725
407497106	HAMILTON LANE INC	585,815	858,263
410120109	HANCOCK WHITNEY CORP	415,092	608,142
410345102	HANESBRANDS INC	13,099,889	19,192,346
41043F208	HANGER INC	63,564	93,127
410495204	HANMI FINANCIAL CORP	115,100	168,631
41068X100	HANNON ARMSTRONG SUSTAINABLE INFRASTRUCTURE	191,711	280,872
410867105	HANOVER INSURANCE GROUP INC/THE	639,948	937,573
412822108	HARLEY-DAVIDSON INC	691,818	1,013,566
413160102	HARMONIC INC	72,894	106,796
415864107	HARSCO CORP	251,239	368,084
416515104	HARTFORD FINANCIAL SERVICES GROUP INC/THE	5,130,007	7,515,855
418056107	HASBRO INC	1,490,228	2,183,299
419596101	HAVERTY FURNITURE COS INC	78,803	115,452
419870100	HAWAIIAN ELECTRIC INDUSTRIES INC	1,540,596	2,257,092
419879101	HAWAIIAN HOLDINGS INC	177,198	259,609

DIVERSIFIED EQUITY FUND
TOTAL INVESTMENTS AS OF JUNE 30, 2019

MARKET VALUE

CUSIP #	COMMON STOCKS - DOMESTIC	QPP	TDA
420261109	HAWKINS INC	\$73,501	\$107,684
420877201	HAYNES INTERNATIONAL INC	75,959	111,286
359694106	HB FULLER CO	317,437	465,069
40412C101	HCA HEALTHCARE INC	5,268,086	7,718,152
40416E103	HCI GROUP INC	23,067	33,795
40414L109	HCP INC	1,860,483	2,725,751
40416M105	HD SUPPLY HOLDINGS INC	1,296,589	1,899,602
42225K106	HEALTH INSURANCE INNOVATIONS INC	474,774	695,581
421946104	HEALTHCARE REALTY TRUST INC	480,336	703,730
421906108	HEALTHCARE SERVICES GROUP INC	1,258,543	1,843,862
42225P501	HEALTHCARE TRUST OF AMERICA INC	658,372	964,565
42226A107	HEALTHEQUITY INC	1,485,303	2,176,083
42222N103	HEALTHSTREAM INC	85,383	125,093
422347104	HEARTLAND EXPRESS INC	147,061	215,455
42234Q102	HEARTLAND FINANCIAL USA INC	179,129	262,438
422704106	HECLA MINING CO	95,116	139,352
422806109	HEICO CORP	630,340	923,497
422806208	HEICO CORP	947,093	1,387,563
422819102	HEIDRICK & STRUGGLES INTERNATIONAL INC	55,745	81,671
G4388N106	HELEN OF TROY LTD	410,352	601,197
42328H109	HELIOS TECHNOLOGIES INC	1,284,224	1,881,487
42330P107	HELIX ENERGY SOLUTIONS GROUP INC	124,749	182,768
423452101	HELMERICH & PAYNE INC	645,191	945,255
806407102	HENRY SCHEIN INC	1,254,463	1,837,885
G4412G101	HERBALIFE NUTRITION LTD	523,905	767,560
42704L104	HERC HOLDINGS INC	147,620	216,275
427098116	HERCULES LLC	1,498	2,195
426927109	HERITAGE COMMERCE CORP	45,451	66,590
42722X106	HERITAGE FINANCIAL CORP/WA	526,145	770,842
42727J102	HERITAGE INSURANCE HOLDINGS INC	25,833	37,848
42726M106	HERITAGE-CRYSTAL CLEAN INC	36,188	53,018
600544100	HERMAN MILLER INC	298,993	438,047
427746102	HERON THERAPEUTICS INC	127,912	187,401
427825500	HERSHA HOSPITALITY TRUST	106,217	155,616
427866108	HERSHEY CO/THE	4,651,064	6,814,168
42806J114	HERTZ GLOBAL HOLDINGS INC	12,138	17,783
42806J106	HERTZ GLOBAL HOLDINGS INC	99,344	145,546
42805E306	HESKA CORP	111,601	163,504
42809H107	HESS CORP	2,009,600	2,944,219
42824C109	HEWLETT PACKARD ENTERPRISE CO	2,460,612	3,604,986

DIVERSIFIED EQUITY FUND
TOTAL INVESTMENTS AS OF JUNE 30, 2019

MARKET VALUE

CUSIP #	COMMON STOCKS - DOMESTIC	QPP	TDA
428291108	HEXCEL CORP	\$793,253	\$1,162,176
40418F108	HFF INC	212,381	311,155
428567101	HIBBETT SPORTS INC	57,097	83,652
43114K108	HIGHPOINT RESOURCES CORP	15,951	23,370
431284108	HIGHWOODS PROPERTIES INC	503,166	737,177
431571108	HILLENBRAND INC	315,418	462,111
431475102	HILL-ROM HOLDINGS INC	833,858	1,221,666
432748101	HILLTOP HOLDINGS INC	175,691	257,400
43283X105	HILTON GRAND VACATIONS INC	377,795	553,499
43300A203	HILTON WORLDWIDE HOLDINGS INC	3,304,556	4,841,429
40425J101	HMS HOLDINGS CORP	354,395	519,216
404251100	HNI CORP	225,369	330,183
436106108	HOLLYFRONTIER CORP	1,309,928	1,919,146
436440101	HOLOGIC INC	1,502,301	2,200,987
436893200	HOME BANCSHARES INC/AR	391,499	573,576
437076102	HOME DEPOT INC/THE	27,419,458	40,171,617
43785V102	HOMESTREET INC	76,209	111,652
437872104	HOMETRUST BANCSHARES INC	24,503	35,899
438083107	HOMOLOGY MEDICINES INC	43,580	63,849
438516106	HONEYWELL INTERNATIONAL INC	17,501,974	25,641,739
439038100	HOOKER FURNITURE CORP	27,292	39,985
43940T109	HOPE BANCORP INC	220,813	323,507
440327104	HORACE MANN EDUCATORS CORP	234,750	343,926
440407104	HORIZON BANCORP INC/IN	39,700	58,164
G46188101	HORIZON THERAPEUTICS PLC	698,554	1,023,436
440452100	HORMEL FOODS CORP	1,326,326	1,943,170
44106M102	HOSPITALITY PROPERTIES TRUST	498,741	730,695
44107P104	HOST HOTELS & RESORTS INC	1,619,686	2,372,965
44109J106	HOSTESS BRANDS INC	1,133,574	1,660,773
44157R109	HOUGHTON MIFFLIN HARCOURT CO	87,830	128,678
441593100	HOULIHAN LOKEY INC	192,928	282,655
44267D107	HOWARD HUGHES CORP/THE	5,845,716	8,564,424
40434L105	HP INC	4,750,483	6,959,823
443320106	HUB GROUP INC	149,949	219,687
443510607	HUBBELL INC	884,481	1,295,833
443573100	HUBSPOT INC	1,741,560	2,551,519
G46408103	HUDSON LTD	54,611	80,010
444097109	HUDSON PACIFIC PROPERTIES INC	660,314	967,411
444859102	HUMANA INC	6,673,649	9,777,409
446150104	HUNTINGTON BANCSHARES INC/OH	1,741,070	2,550,802

DIVERSIFIED EQUITY FUND
TOTAL INVESTMENTS AS OF JUNE 30, 2019

MARKET VALUE

CUSIP #	COMMON STOCKS - DOMESTIC	QPP	TDA
446413106	HUNTINGTON INGALLS INDUSTRIES INC	\$1,132,985	\$1,659,910
447011107	HUNTSMAN CORP	527,271	772,493
447462102	HURON CONSULTING GROUP INC	167,049	244,740
448579102	HYATT HOTELS CORP	334,259	489,715
449172105	HYSTER-YALE MATERIALS HANDLING INC	90,010	131,872
46571Y107	I3 VERTICALS INC	631,285	924,881
449253103	IAA INC	1,795,472	2,630,504
44919P508	IAC/INTERACTIVECORP	2,474,747	3,625,695
450828108	IBERIABANK CORP	654,615	959,061
44925C103	ICF INTERNATIONAL INC	122,582	179,592
G4740B105	ICHOR HOLDINGS LTD	41,538	60,857
G4705A100	ICON PLC	1,288,363	1,887,550
44930G107	ICU MEDICAL INC	559,504	819,716
451107106	IDACORP INC	720,236	1,055,201
45167R104	IDEX CORP	1,561,269	2,287,379
45168D104	IDEXX LABORATORIES INC	2,789,789	4,087,256
G47567105	IHS MARKIT LTD	2,957,619	4,333,140
902104108	II-VI INC	308,429	451,872
452308109	ILLINOIS TOOL WORKS INC	5,826,778	8,536,679
452327109	ILLUMINA INC	6,395,460	9,369,841
45245E109	IMAX CORP	4,966,762	7,276,689
452521107	IMMERSION CORP	43,731	64,070
45253H101	IMMUNOGEN INC	61,481	90,074
452907108	IMMUNOMEDICS INC	263,627	386,233
453204109	IMPINJ INC	50,501	73,987
45337C102	INCYTE CORP	1,816,318	2,661,045
45378A106	INDEPENDENCE REALTY TRUST INC	121,699	178,298
453836108	INDEPENDENT BANK CORP	288,093	422,078
453838609	INDEPENDENT BANK CORP/MI	66,347	97,203
45384B106	INDEPENDENT BANK GROUP INC	218,147	319,602
456237106	INDUSTRIAL LOGISTICS PROPERTIES TRUST	143,240	209,857
45667G103	INFINERA CORP	47,798	70,027
G47791101	INGERSOLL-RAND PLC	3,667,050	5,372,511
45688C107	INGEVITY CORP	505,635	740,794
457030104	INGLES MARKETS INC	66,617	97,599
457187102	INGREDION INC	1,378,496	2,019,603
45773Y105	INNERWORKINGS INC	19,658	28,801
45774N108	INNOPHOS HOLDINGS INC	74,494	109,140
45768S105	INNOSPEC INC	250,918	367,615
45781V101	INNOVATIVE INDUSTRIAL PROPERTIES INC	109,831	160,911

DIVERSIFIED EQUITY FUND
TOTAL INVESTMENTS AS OF JUNE 30, 2019

MARKET VALUE

CUSIP #	COMMON STOCKS - DOMESTIC	QPP	TDA
45781M101	INNOVIVA INC	\$137,976	\$202,146
45780L104	INOGEN INC	138,725	203,243
45781D101	INOVALON HOLDINGS INC	88,044	128,991
45773H201	INOVIO PHARMACEUTICALS INC	239,268	350,547
45772F107	INPHI CORP	715,305	1,047,977
45765U103	INSIGHT ENTERPRISES INC	260,436	381,559
457669307	INSMED INC	211,337	309,625
45778Q107	INSPERITY INC	532,320	779,889
457730109	INSPIRE MEDICAL SYSTEMS INC	509,057	745,807
45780R101	INSTALLED BUILDING PRODUCTS INC	164,615	241,174
45774W108	INSTEEL INDUSTRIES INC	57,931	84,873
45781U103	INSTRUCTURE INC	196,030	287,199
45784P101	INSULET CORP	1,771,753	2,595,755
45826H109	INTEGER HOLDINGS CORP	309,931	454,072
457985208	INTEGRA LIFESCIENCES HOLDINGS CORP	485,578	711,409
458140100	INTEL CORP	26,724,793	39,153,879
45826J105	INTELLIA THERAPEUTICS INC	46,627	68,313
L5140P101	INTELSAT SA	137,674	201,703
458334109	INTER PARFUMS INC	126,059	184,685
45841N107	INTERACTIVE BROKERS GROUP INC	465,337	681,755
45845P108	INTERCEPT PHARMACEUTICALS INC	211,876	310,415
45866F104	INTERCONTINENTAL EXCHANGE INC	5,788,488	8,480,581
45867G101	INTERDIGITAL INC	258,152	378,212
458665304	INTERFACE INC	135,412	198,389
459044103	INTERNATIONAL BANCSHARES CORP	289,197	423,697
459200101	INTERNATIONAL BUSINESS MACHINES CORP	15,779,430	23,118,080
459506101	INTERNATIONAL FLAVORS & FRAGRANCES INC	1,816,364	2,661,113
G4863A108	INTERNATIONAL GAME TECHNOLOGY PLC	144,257	211,348
460146103	INTERNATIONAL PAPER CO	2,086,769	3,057,277
Y41053102	INTERNATIONAL SEAWAYS INC	56,637	82,977
460335201	INTERNATIONAL SPEEDWAY CORP	114,474	167,713
460690100	INTERPUBLIC GROUP OF COS INC/THE	1,049,556	1,537,680
46071F103	INTERSECT ENT INC	97,819	143,312
N47279109	INTERXION HOLDING NV	1,212,928	1,777,033
46116V105	INTL. FCSTONE INC	77,004	112,816
46116X101	INTRA-CELLULAR THERAPIES INC	617,391	904,525
46121Y102	INTREPID POTASH INC	68,011	99,641
46122T102	INTREXON CORP	49,779	72,931
461202103	INTUIT INC	8,840,981	12,952,717
46120E602	INTUITIVE SURGICAL INC	7,119,751	10,430,984

DIVERSIFIED EQUITY FUND
TOTAL INVESTMENTS AS OF JUNE 30, 2019

MARKET VALUE

CUSIP #	COMMON STOCKS - DOMESTIC	QPP	TDA
461203101	INVACARE CORP	\$29,438	\$43,129
G491BT108	INVESCO LTD	1,002,410	1,468,608
46131B100	INVESCO MORTGAGE CAPITAL INC	279,017	408,781
46134L105	INVESTAR HOLDING CORP	399,935	585,936
46146L101	INVESTORS BANCORP INC	316,020	462,994
461730509	INVESTORS REAL ESTATE TRUST	83,625	122,516
46185L103	INVITAE CORP	214,697	314,548
46187W107	INVITATION HOMES INC	1,230,317	1,802,509
462222100	IONIS PHARMACEUTICALS INC	2,334,636	3,420,422
462260100	IOVANCE BIOTHERAPEUTICS INC	301,724	442,049
44980X109	IPG PHOTONICS CORP	687,899	1,007,825
46266C105	IQVIA HOLDINGS INC	3,389,367	4,965,684
450056106	IRHYTHM TECHNOLOGIES INC	264,185	387,052
462684101	IRIDEX CORP	87,922	128,813
46269C102	IRIDIUM COMMUNICATIONS INC	295,333	432,686
462726100	IROBOT CORP	274,098	401,574
46284V101	IRON MOUNTAIN INC	1,098,841	1,609,886
46333X108	IRONWOOD PHARMACEUTICALS INC	169,896	248,911
464287200	ISHARES CORE S&P 500 ETF ETP	3,160,080	4,629,760
464287655	ISHARES RUSSELL 2000 ETF ETP	5,122,697	7,505,145
464287630	ISHARES RUSSELL 2000 VALUE ETF ETP	5,487,082	8,038,997
464287689	ISHARES RUSSELL 3000 ETF ETP	4,629,854	6,783,092
45031U101	ISTAR INC	108,841	159,460
465741106	ITRON INC	1,054,467	1,544,875
45073V108	ITT INC	685,687	1,004,585
46609J106	J ALEXANDER'S HOLDINGS INC	21,947	32,154
466032109	J&J SNACK FOODS CORP	310,479	454,876
48123V102	J2 GLOBAL INC	2,054,861	3,010,530
466313103	JABIL INC	1,766,294	2,587,757
426281101	JACK HENRY & ASSOCIATES INC	1,354,024	1,983,750
466367109	JACK IN THE BOX INC	238,363	349,220
469814107	JACOBS ENGINEERING GROUP INC	1,300,458	1,905,271
47009K107	JAGGED PEAK ENERGY INC	42,156	61,762
G5005R107	JAMES RIVER GROUP HOLDINGS LTD	141,431	207,207
G4474Y214	JANUS HENDERSON GROUP PLC	334,757	490,445
G50871105	JAZZ PHARMACEUTICALS PLC	1,639,519	2,402,022
445658107	JB HUNT TRANSPORT SERVICES INC	984,517	1,442,393
46590V100	JBG SMITH PROPERTIES	554,654	812,611
708160106	JC PENNEY CO INC	44,106	64,618
47233W109	JEFFERIES FINANCIAL GROUP INC	628,238	920,418

DIVERSIFIED EQUITY FUND
TOTAL INVESTMENTS AS OF JUNE 30, 2019

MARKET VALUE

CUSIP #	COMMON STOCKS - DOMESTIC	QPP	TDA
47580P103	JELD-WEN HOLDING INC	\$169,335	\$248,088
476405105	JERNIGAN CAPITAL INC	39,138	57,340
477143101	JETBLUE AIRWAYS CORP	4,891,786	7,166,843
832696405	JM SMUCKER CO/THE	1,537,569	2,252,657
800422107	JOHN B SANFILIPPO & SON INC	71,643	104,963
477839104	JOHN BEAN TECHNOLOGIES CORP	842,005	1,233,602
968223206	JOHN WILEY & SONS INC	397,738	582,717
478160104	JOHNSON & JOHNSON	45,159,350	66,161,924
G51502105	JOHNSON CONTROLS INTERNATIONAL PLC	5,899,343	8,642,992
479167108	JOHNSON OUTDOORS INC	77,390	113,382
48020Q107	JONES LANG LASALLE INC	1,310,800	1,920,422
46625H100	JPMORGAN CHASE & CO	45,601,864	66,810,241
48203R104	JUNIPER NETWORKS INC	1,393,986	2,042,297
48273U102	K12 INC	126,501	185,333
48282T104	KADANT INC	454,792	666,306
483007704	KAISER ALUMINUM CORP	175,926	257,745
483548103	KAMAN CORP	885,748	1,297,689
485170302	KANSAS CITY SOUTHERN	1,441,082	2,111,296
48238T109	KAR AUCTION SERVICES INC	1,157,473	1,695,787
48576U106	KARYOPHARM THERAPEUTICS INC	46,771	68,523
48666K109	KB HOME	258,513	378,742
48242W106	KBR INC	396,122	580,349
48669A108	KEANE GROUP INC	22,955	33,631
48716P108	KEARNY FINANCIAL CORP/MD	125,511	183,884
487836108	KELLOGG CO	1,565,075	2,292,956
488152208	KELLY SERVICES INC	139,802	204,821
488360207	KEMET CORP	87,824	128,669
488401100	KEMPER CORP	609,848	893,475
489170100	KENNAMETAL INC	398,208	583,405
489398107	KENNEDY-WILSON HOLDINGS INC	336,505	493,006
49271V100	KEURIG DR PEPPER INC	652,845	956,469
493267108	KEYCORP	2,136,416	3,130,015
49338L103	KEYSIGHT TECHNOLOGIES INC	1,978,441	2,898,568
493732101	KFORCE INC	105,571	154,669
49427F108	KILROY REALTY CORP	852,050	1,248,319
49428J109	KIMBALL ELECTRONICS INC	56,799	83,214
494274103	KIMBALL INTERNATIONAL INC	97,818	143,312
494368103	KIMBERLY-CLARK CORP	7,285,643	10,674,028
49446R109	KIMCO REALTY CORP	877,585	1,285,730
49456B101	KINDER MORGAN INC/DE	4,811,562	7,049,309

DIVERSIFIED EQUITY FUND
TOTAL INVESTMENTS AS OF JUNE 30, 2019

MARKET VALUE

CUSIP #	COMMON STOCKS - DOMESTIC	QPP	TDA
49714P108	KINSALE CAPITAL GROUP INC	\$190,770	\$279,493
497266106	KIRBY CORP	561,807	823,091
497498105	KIRKLAND'S INC	112	164
49803T300	KITE REALTY GROUP TRUST	166,477	243,901
48251W104	KKR & CO INC	1,716,582	2,514,925
48251K100	KKR REAL ESTATE FINANCE TRUST INC	46,084	67,516
482480100	KLA CORP	2,266,485	3,320,575
48253L106	KLX ENERGY SERVICES HOLDINGS INC	57,307	83,960
499049104	KNIGHT-SWIFT TRANSPORTATION HOLDINGS INC	1,308,488	1,917,036
498904200	KNOLL INC	112,965	165,502
49926D109	KNOWLES CORP	225,780	330,785
500255104	KOHL'S CORP	911,623	1,335,598
50050N103	KONTOOR BRANDS INC	159,359	233,473
500600101	KOPIN CORP	221	324
50060P106	KOPPERS HOLDINGS INC	80,514	117,959
500643200	KORN FERRY	305,156	447,077
M6372Q113	KORNIT DIGITAL LTD	1,195,733	1,751,841
500688106	KOSMOS ENERGY LTD	242,810	355,736
500754106	KRAFT HEINZ CO/THE	2,279,903	3,340,234
50077C106	KRATON CORP	151,098	221,370
50077B207	KRATOS DEFENSE & SECURITY SOLUTIONS INC	242,928	355,908
501044101	KROGER CO/THE	2,031,323	2,976,045
50105F105	KRONOS WORLDWIDE INC	51,747	75,814
501242101	KULICKE & SOFFA INDUSTRIES INC	5,037	7,380
50127T109	KURA ONCOLOGY INC	75,083	110,002
501797104	L BRANDS INC	742,123	1,087,268
502413107	L3 TECHNOLOGIES INC	5,856,920	8,580,838
413875105	L3HARRIS TECHNOLOGIES INC	2,646,486	3,877,306
503459604	LA JOLLA PHARMACEUTICAL CO	14,122	20,690
50540R409	LABORATORY CORP OF AMERICA HOLDINGS	2,049,382	3,002,503
505743104	LADDER CAPITAL CORP	180,430	264,344
50575Q102	LADENBURG THALMANN FINANCIAL SERVICES INC	37,318	54,674
511637100	LAKELAND BANCORP INC	610,985	895,140
511656100	LAKELAND FINANCIAL CORP	129,006	189,003
512807108	LAM RESEARCH CORP	3,387,190	4,962,494
512816109	LAMAR ADVERTISING CO	837,274	1,226,670
513272104	LAMB WESTON HOLDINGS INC	2,436,377	3,569,480
513847103	LANCASTER COLONY CORP	368,168	539,394
514766104	LANDEC CORP	54,083	79,236
51509F105	LANDS' END INC	20,257	29,678

DIVERSIFIED EQUITY FUND
TOTAL INVESTMENTS AS OF JUNE 30, 2019

MARKET VALUE

CUSIP #	COMMON STOCKS - DOMESTIC	QPP	TDA
515098101	LANDSTAR SYSTEM INC	\$528,371	\$774,104
516012101	LANNETT CO INC	18,971	27,795
516544103	LANTHEUS HOLDINGS INC	116,995	171,407
516806106	LAREDO PETROLEUM INC	53,710	78,690
517834107	LAS VEGAS SANDS CORP	2,350,164	3,443,170
518415104	LATTICE SEMICONDUCTOR CORP	429,121	628,696
518613203	LAUREATE EDUCATION INC	156,150	228,772
G54050102	LAZARD LTD	465,035	681,312
505336107	LA-Z-BOY INC	179,417	262,860
50189K103	LCI INDUSTRIES	303,824	445,125
521865204	LEAR CORP	1,013,221	1,484,446
52471Y106	LEGACYTEXAS FINANCIAL GROUP INC	227,277	332,978
524901105	LEGG MASON INC	381,441	558,840
524660107	LEGGETT & PLATT INC	603,612	884,338
525327102	LEIDOS HOLDINGS INC	1,320,681	1,934,900
525558201	LEMAITRE VASCULAR INC	50,517	74,011
52603A109	LENDINGCLUB CORP	121,321	177,745
52603B107	LENDINGTREE INC	374,505	548,679
526057302	LENNAR CORP	99,135	145,240
526057104	LENNAR CORP	5,118,893	7,499,573
526107107	LENNOX INTERNATIONAL INC	1,155,212	1,692,474
528872302	LEXICON PHARMACEUTICALS INC	38,000	55,673
529043101	LEXINGTON REALTY TRUST	285,454	418,213
50187T106	LGI HOMES INC	1,876,363	2,749,016
50187A107	LHC GROUP INC	850,624	1,246,230
530307107	LIBERTY BROADBAND CORP	551,405	807,851
530307305	LIBERTY BROADBAND CORP	1,933,815	2,833,187
53046P109	LIBERTY EXPEDIA HOLDINGS INC	339,616	497,563
G5480U120	LIBERTY GLOBAL PLC	586,358	859,060
G5480U104	LIBERTY GLOBAL PLC	242,594	355,418
G9001E102	LIBERTY LATIN AMERICA LTD	90,771	132,987
G9001E128	LIBERTY LATIN AMERICA LTD	281,701	412,713
531229706	LIBERTY MEDIA CORP-LIBERTY BRAVES	773,803	1,133,680
531229888	LIBERTY MEDIA CORP-LIBERTY BRAVES	1,983,957	2,906,649
531229854	LIBERTY MEDIA CORP-LIBERTY FORMULA ONE	1,065,329	1,560,789
531229870	LIBERTY MEDIA CORP-LIBERTY FORMULA ONE	192,078	281,409
531229607	LIBERTY MEDIA CORP-LIBERTY SIRIUSXM	6,639,687	9,727,653
531229409	LIBERTY MEDIA CORP-LIBERTY SIRIUSXM	728,736	1,067,655
53115L104	LIBERTY OILFIELD SERVICES INC	77,386	113,377
531172104	LIBERTY PROPERTY TRUST REIT	860,705	1,261,000

DIVERSIFIED EQUITY FUND
TOTAL INVESTMENTS AS OF JUNE 30, 2019

MARKET VALUE

CUSIP #	COMMON STOCKS - DOMESTIC	QPP	TDA
531465102	LIBERTY TRIPADVISOR HOLDINGS INC	\$163,844	\$240,044
53223X107	LIFE STORAGE INC REIT	525,700	770,191
53220K504	LIGAND PHARMACEUTICALS INC	1,762,489	2,582,183
53261M104	LIMELIGHT NETWORKS INC	39,408	57,736
533900106	LINCOLN ELECTRIC HOLDINGS INC	614,269	899,952
534187109	LINCOLN NATIONAL CORP	1,584,486	2,321,394
535219109	LINDBLAD EXPEDITIONS HOLDINGS INC	37,726	55,272
G5494J103	LINDE PLC	14,608,105	21,401,998
535555106	LINDSAY CORP	98,299	144,016
535919500	LIONS GATE ENTERTAINMENT CORP	5,353,351	7,843,071
535919401	LIONS GATE ENTERTAINMENT-A CORP	121,907	178,604
53635B107	LIQUIDITY SERVICES INC	21,504	31,505
536797103	LITHIA MOTORS INC	1,573,403	2,305,156
537008104	LITTELFUSE INC	510,865	748,457
G5509L101	LIVANOVA PLC	438,632	642,630
538034109	LIVE NATION ENTERTAINMENT INC	1,813,618	2,657,090
53803X105	LIVE OAK BANCSHARES INC	70,619	103,462
53814L108	LIVENT CORP	1,729,394	2,533,695
538146101	LIVEPERSON INC	227,490	333,290
53815P108	LIVERAMP HOLDINGS INC	372,700	546,034
501889208	LKQ CORP	4,843,589	7,096,231
539830109	LOCKHEED MARTIN CORP	12,458,832	18,253,148
540424108	LOEWS CORP	2,934,994	4,299,992
54142L109	LOGMEIN INC	717,380	1,051,017
543881106	LORAL SPACE & COMMUNICATIONS INC	51,489	75,435
546347105	LOUISIANA-PACIFIC CORP	416,187	609,745
54738L109	LOVESAC CO/THE	425,192	622,938
548661107	LOWE'S COS INC	9,565,615	14,014,362
50212V100	LPL FINANCIAL HOLDINGS INC	779,159	1,141,527
502160104	LSB INDUSTRIES INC	10,617	15,555
50218P107	LSC COMMUNICATIONS INC	12,412	18,185
502175102	LTC PROPERTIES INC	239,514	350,907
550021109	LULULEMON ATHLETICA INC	2,440,382	3,575,347
55003T107	LUMBER LIQUIDATORS HOLDINGS INC	47,641	69,797
55024U109	LUMENTUM HOLDINGS INC	454,806	666,326
55027E102	LUMINEX CORP	112,631	165,012
G5698W116	LUXFER HOLDINGS PLC	61,113	89,536
550819106	LYDALL INC	39,171	57,389
55087P104	LYFT INC	197,360	289,148
N53745100	LYONDELLBASELL INDUSTRIES NV	3,045,905	4,462,485

DIVERSIFIED EQUITY FUND
TOTAL INVESTMENTS AS OF JUNE 30, 2019

MARKET VALUE

CUSIP #	COMMON STOCKS - DOMESTIC	QPP	TDA
55261F104	M&T BANK CORP	\$2,776,477	\$4,067,753
55305B101	M/I HOMES INC	101,375	148,522
554382101	MACERICH CO/THE	559,745	820,070
554489104	MACK-CALI REALTY CORP	275,711	403,938
55405Y100	MACOM TECHNOLOGY SOLUTIONS HOLDINGS INC	66,997	98,155
55608B105	MACQUARIE INFRASTRUCTURE CORP	384,963	564,001
556099109	MACROGENICS INC	388,218	568,770
55616P104	MACY'S INC	829,743	1,215,637
55825T103	MADISON SQUARE GARDEN CO/THE	4,525,631	6,630,397
558868105	MADRIGAL PHARMACEUTICALS INC	54,509	79,860
559079207	MAGELLAN HEALTH INC	243,410	356,615
559663109	MAGNOLIA OIL & GAS CORP	107,226	157,095
56117J100	MALIBU BOATS INC	90,498	132,587
G5785G107	MALLINCKRODT PLC	89,917	131,736
562750109	MANHATTAN ASSOCIATES INC	1,306,239	1,913,740
563571405	MANITOWOC CO INC/THE	75,148	110,098
56418H100	MANPOWERGROUP INC	1,835,621	2,689,327
564563104	MANTECH INTERNATIONAL CORP/VA	195,958	287,093
565849106	MARATHON OIL CORP	1,394,615	2,043,219
56585A102	MARATHON PETROLEUM CORP	4,379,042	6,415,634
566324109	MARCUS & MILLICHAP INC	66,860	97,954
566330106	MARCUS CORP/THE	92,982	136,225
568427108	MARINE PRODUCTS CORP	35,340	51,776
567908108	MARINEMAX INC	55,806	81,760
570535104	MARKEL CORP	1,692,380	2,479,467
57060D108	MARKETAXESS HOLDINGS INC	3,101,915	4,544,544
571903202	MARRIOTT INTERNATIONAL INC/MD	4,642,849	6,802,131
57164Y107	MARRIOTT VACATIONS WORLDWIDE CORP	485,719	711,616
571748102	MARSH & MCLENNAN COS INC	10,539,368	15,440,986
573075108	MARTEN TRANSPORT LTD	116,068	170,048
573284106	MARTIN MARIETTA MATERIALS INC	1,700,388	2,491,199
G5876H105	MARVELL TECHNOLOGY GROUP LTD	1,744,935	2,556,463
574599106	MASCO CORP	1,386,859	2,031,855
574795100	MASIMO CORP	820,974	1,202,790
575385109	MASONITE INTERNATIONAL CORP	165,700	242,764
576323109	MASTEC INC	367,057	537,767
57636Q104	MASTERCARD INC	29,443,095	43,136,401
57637H103	MASTERCRAFT BOAT HOLDINGS INC	55,913	81,918
576485205	MATADOR RESOURCES CO	250,666	367,244
57665R106	MATCH GROUP INC	403,383	590,987

DIVERSIFIED EQUITY FUND
TOTAL INVESTMENTS AS OF JUNE 30, 2019

MARKET VALUE

CUSIP #	COMMON STOCKS - DOMESTIC	QPP	TDA
576690101	MATERION CORP	\$135,276	\$198,190
576853105	MATRIX SERVICE CO	84,910	124,400
57686G105	MATSON INC	235,735	345,370
577081102	MATTEL INC	499,056	731,155
577128101	MATTHEWS INTERNATIONAL CORP	139,332	204,132
57778K105	MAXAR TECHNOLOGIES INC	860,448	1,260,622
57772K101	MAXIM INTEGRATED PRODUCTS INC	2,807,825	4,113,680
577933104	MAXIMUS INC	1,133,657	1,660,895
57776J100	MAXLINEAR INC	614,794	900,720
55262C100	MBIA INC	114,703	168,049
579780206	MCCORMICK & CO INC/MD	2,245,494	3,289,822
580037703	MCDERMOTT INTERNATIONAL INC	218,982	320,826
580135101	MCDONALD'S CORP	18,986,877	27,817,237
580589109	MCGRATH RENTCORP	208,814	305,928
58155Q103	MCKESSON CORP	4,206,370	6,162,656
552676108	MDC HOLDINGS INC	198,737	291,165
552697104	MDC PARTNERS INC	14,730	21,580
552690109	MDU RESOURCES GROUP INC	967,764	1,417,849
58463J304	MEDICAL PROPERTIES TRUST INC	2,339,096	3,426,956
584688105	MEDICINES CO/THE	292,300	428,241
58468P206	MEDICINOVA INC	82,844	121,373
58471A105	MEDIDATA SOLUTIONS INC	647,260	948,285
58470H101	MEDIFAST INC	216,784	317,605
58502B106	MEDNAX INC	283,539	415,407
58506Q109	MEDPACE HOLDINGS INC	1,516,873	2,222,336
G5960L103	MEDTRONIC PLC	20,880,212	30,591,118
587376104	MERCANTILE BANK CORP	76,147	111,561
588056101	MERCER INTERNATIONAL INC	1,846	2,704
58933Y105	MERCK & CO INC	30,756,691	45,060,921
589400100	MERCURY GENERAL CORP	439,375	643,718
589378108	MERCURY SYSTEMS INC	404,902	593,213
589433101	MEREDITH CORP	266,327	390,189
58958U103	MERIDIAN BANCORP INC	115,137	168,685
589584101	MERIDIAN BIOSCIENCE INC	67,825	99,368
589889104	MERIT MEDICAL SYSTEMS INC	348,373	510,393
59001A102	MERITAGE HOMES CORP	233,661	342,332
59001K100	MERITOR INC	212,322	311,068
59064R109	MESA LABORATORIES INC	140,793	206,272
59100U108	META FINANCIAL GROUP INC	114,081	167,137
591520200	METHODE ELECTRONICS INC	148,965	218,245

DIVERSIFIED EQUITY FUND
TOTAL INVESTMENTS AS OF JUNE 30, 2019

MARKET VALUE

CUSIP #	COMMON STOCKS - DOMESTIC	QPP	TDA
59156R108	METLIFE INC	\$8,273,781	\$12,121,727
592688105	METTLER-TOLEDO INTERNATIONAL INC	3,009,256	4,408,791
55272X102	MFA FINANCIAL INC	1,403,730	2,056,572
55277P104	MGE ENERGY INC	303,317	444,383
552848103	MGIC INVESTMENT CORP	1,322,116	1,937,002
552953101	MGM RESORTS INTERNATIONAL	1,748,714	2,562,000
55303J106	MGP INGREDIENTS INC	376,402	551,458
59408Q106	MICHAELS COS INC/THE	122,271	179,137
595017104	MICROCHIP TECHNOLOGY INC	2,379,089	3,485,549
595112103	MICRON TECHNOLOGY INC	5,561,791	8,148,451
594918104	MICROSOFT CORP	127,032,409	186,112,259
594972408	MICROSTRATEGY INC	187,336	274,462
59522J103	MID-AMERICA APARTMENT	1,569,762	2,299,822
596278101	MIDDLEBY CORP/THE	870,224	1,274,945
596680108	MIDDLESEX WATER CO	124,159	181,903
597742105	MIDLAND STATES BANCORP INC	40,116	58,774
598511103	MIDWESTONE FINANCIAL GROUP INC	30,554	44,764
59870L106	MILACRON HOLDINGS CORP	118,803	174,056
603158106	MINERALS TECHNOLOGIES INC	240,888	352,920
60468T105	MIRATI THERAPEUTICS INC	267,759	392,288
60649T107	MISTRAS GROUP INC	49,121	71,966
606501104	MITCHAM INDUSTRIES INC	319,952	468,755
55306N104	MKS INSTRUMENTS INC	473,625	693,897
60740F105	MOBILE MINI INC	183,801	269,283
60739U204	MOBILEIRON INC	54,325	79,591
607525102	MODEL N INC	61,480	90,073
607828100	MODINE MANUFACTURING CO	69,396	101,671
60786M105	MOELIS & CO	153,357	224,680
608190104	MOHAWK INDUSTRIES INC	3,801,842	5,569,991
60855R100	MOLINA HEALTHCARE INC	1,042,715	1,527,658
60871R209	MOLSON COORS BREWING CO	1,204,401	1,764,540
60877T100	MOMENTA PHARMACEUTICALS INC	116,462	170,626
609027107	MONARCH CASINO & RESORT INC	89,379	130,947
609207105	MONDELEZ INTERNATIONAL INC	12,314,049	18,041,030
60937P106	MONGODB INC	335,249	491,166
609720107	MONMOUTH REAL ESTATE INVESTMENT CORP	584,323	856,078
609839105	MONOLITHIC POWER SYSTEMS INC	1,714,053	2,511,219
61022P100	MONOTYPE IMAGING HOLDINGS INC	101,375	148,522
610236101	MONRO INC	2,026,410	2,968,847
61174X109	MONSTER BEVERAGE CORP	3,044,621	4,460,604

**DIVERSIFIED EQUITY FUND
TOTAL INVESTMENTS AS OF JUNE 30, 2019**

MARKET VALUE

CUSIP #	COMMON STOCKS - DOMESTIC	QPP	TDA
615369105	MOODY'S CORP	\$3,847,788	\$5,637,305
615394202	MOOG INC	363,928	533,183
617446448	MORGAN STANLEY	12,450,788	18,241,363
617700109	MORNINGSTAR INC	801,636	1,174,459
61945C103	MOSAIC CO/THE	1,087,051	1,592,613
620071100	MOTORCAR PARTS OF AMERICA INC	51,876	76,003
620076307	MOTOROLA SOLUTIONS INC	4,622,277	6,771,992
624580106	MOVADO GROUP INC	78,516	115,031
62482R107	MR COOPER GROUP INC	27,487	40,270
55345K103	MRC GLOBAL INC	172,481	252,698
553498106	MSA SAFETY INC	430,680	630,980
553530106	MSC INDUSTRIAL DIRECT CO INC	5,650,781	8,278,829
55354G100	MSCI INC	2,382,588	3,490,674
553573106	MSG NETWORKS INC	733,361	1,074,431
553777103	MTS SYSTEMS CORP	117,470	172,103
624756102	MUELLER INDUSTRIES INC	187,259	274,349
624758108	MUELLER WATER PRODUCTS INC	211,166	309,374
625383104	MULTI-COLOR CORP	102,122	149,616
626717102	MURPHY OIL CORP	503,455	737,600
626755102	MURPHY USA INC	339,002	496,664
628464109	MYERS INDUSTRIES INC	76,351	111,860
N59465109	MYLAN NV	1,201,521	1,760,321
62857M105	MYOKARDIA INC	235,706	345,328
55405W104	MYR GROUP INC	117,845	172,652
62855J104	MYRIAD GENETICS INC	260,016	380,943
G6359F103	NABORS INDUSTRIES LTD	116,447	170,604
629579103	NACCO INDUSTRIES INC	45,339	66,424
630077105	NANOMETRICS INC	110,936	162,530
63009R109	NANOSTRING TECHNOLOGIES INC	91,902	134,643
630402105	NAPCO SECURITY TECHNOLOGIES INC	653,386	957,262
631103108	NASDAQ INC	1,345,364	1,971,062
632307104	NATERA INC	134,491	197,040
633707104	NATIONAL BANK HOLDINGS CORP	110,485	161,869
635017106	NATIONAL BEVERAGE CORP	56,757	83,154
635309107	NATIONAL CINEMEDIA INC	50,378	73,807
636180101	NATIONAL FUEL GAS CO	528,280	773,971
636220303	NATIONAL GENERAL HOLDINGS CORP	174,388	255,492
63633D104	NATIONAL HEALTH INVESTORS INC	367,181	537,949
635906100	NATIONAL HEALTHCARE CORP	105,922	155,184
636518102	NATIONAL INSTRUMENTS CORP	1,707,884	2,502,181

DIVERSIFIED EQUITY FUND
TOTAL INVESTMENTS AS OF JUNE 30, 2019

MARKET VALUE

CUSIP #	COMMON STOCKS - DOMESTIC	QPP	TDA
637071101	NATIONAL OILWELL VARCO INC	\$1,400,096	\$2,051,249
637215104	NATIONAL PRESTO INDUSTRIES INC	52,337	76,677
637372202	NATIONAL RESEARCH CORP	63,450	92,959
637417106	NATIONAL RETAIL PROPERTIES INC	988,464	1,448,175
637870106	NATIONAL STORAGE AFFILIATES TRUST	157,291	230,443
63845R107	NATIONAL VISION HOLDINGS INC	1,519,232	2,225,792
638517102	NATIONAL WESTERN LIFE GROUP INC	81,859	119,930
63886Q109	NATURAL GAS SERVICES GROUP INC	43,086	63,125
63888U108	NATURAL GROCERS BY VITAMIN COTTAGE INC	5,094	7,462
639050103	NATUS MEDICAL INC	127,208	186,369
63910B102	NAUTILUS INC	219	321
63938C108	NAVIENT CORP	376,414	551,476
63935N107	NAVIGANT CONSULTING INC	106,448	155,954
63934E108	NAVISTAR INTERNATIONAL CORP	241,284	353,499
628778102	NBT BANCORP INC	204,104	299,028
62886E108	NCR CORP	466,996	684,185
640079109	NEENAH INC	170,810	250,250
640268108	NEKTAR THERAPEUTICS	688,960	1,009,380
64031N108	NELNET INC	108,720	159,283
640491106	NEOGEN CORP	1,795,398	2,630,397
64049M209	NEOGENOMICS INC	207,707	304,306
64051T100	NEOPHOTONICS CORP	5,215	7,640
64110D104	NETAPP INC	1,831,030	2,682,600
64110L106	NETFLIX INC	18,356,503	26,893,689
64111Q104	NETGEAR INC	119,213	174,656
64115T104	NETSCOUT SYSTEMS INC	214,463	314,205
64125C109	NEUROCRINE BIOSCIENCES INC	883,435	1,294,300
64131A105	NEURONETICS INC	382,191	559,939
64157F103	NEVRO CORP	205,181	300,606
646025106	NEW JERSEY RESOURCES CORP	517,335	757,936
64704V106	NEW MEDIA INVESTMENT GROUP INC	59,455	87,107
64829B100	NEW RELIC INC	456,225	668,405
64828T201	NEW RESIDENTIAL INVESTMENT CORP	699,424	1,024,710
648691103	NEW SENIOR INVESTMENT GROUP INC	56,707	83,080
649445103	NEW YORK COMMUNITY BANCORP INC	879,444	1,288,453
649604501	NEW YORK MORTGAGE TRUST INC	136,743	200,339
650111107	NEW YORK TIMES CO/THE	602,407	882,572
651229106	NEWELL BRANDS INC	731,441	1,071,618
65158N102	NEWMARK GROUP INC	342,198	501,347
651587107	NEWMARKET CORP	412,819	604,811

DIVERSIFIED EQUITY FUND
TOTAL INVESTMENTS AS OF JUNE 30, 2019

MARKET VALUE

CUSIP #	COMMON STOCKS - DOMESTIC	QPP	TDA
651639106	NEWMONT GOLDCORP CORP	\$4,806,218	\$7,041,480
651718504	NEWPARK RESOURCES INC	100,860	147,767
65249B208	NEWS CORP	226,271	331,505
65249B109	NEWS CORP	618,735	906,494
65341D102	NEXPOINT RESIDENTIAL TRUST INC	105,138	154,035
65336K103	NEXSTAR MEDIA GROUP INC	967,904	1,418,054
65339F101	NEXTERA ENERGY INC	13,426,243	19,670,480
65343C102	NEXTGEN HEALTHCARE INFORMATION SYSTEMS LLC	138,477	202,880
62914B100	NIC INC	150,594	220,632
65406E102	NICOLET BANKSHARES INC	81,150	118,890
G6518L108	NIELSEN HOLDINGS PLC	5,124,301	7,507,496
654106103	NIKE INC	12,492,940	18,303,118
65473P105	NISOURCE INC	1,297,917	1,901,548
629156407	NL INDUSTRIES INC	8,915	13,061
65487K100	NLIGHT INC	57,076	83,621
629209305	NMI HOLDINGS INC	187,695	274,987
629337106	NN INC	34,459	50,485
G65431101	NOBLE CORP PLC	59,004	86,445
655044105	NOBLE ENERGY INC	1,260,262	1,846,381
G65773106	NORDIC AMERICAN TANKERS LTD	18,363	26,904
655663102	NORDSON CORP	983,713	1,441,216
655664100	NORDSTROM INC	431,506	632,190
655844108	NORFOLK SOUTHERN CORP	6,313,267	9,249,422
665531109	NORTHERN OIL AND GAS INC	40,533	59,384
665859104	NORTHERN TRUST CORP	2,147,153	3,145,744
66611T108	NORTHFIELD BANCORP INC	110,103	161,310
666807102	NORTHROP GRUMMAN CORP	6,077,854	8,904,524
66706L101	NORTHSTAR REALTY EUROPE CORP	125,841	184,367
667340103	NORTHWEST BANCSHARES INC	257,030	376,568
66765N105	NORTHWEST NATURAL HOLDING CO	266,077	389,824
668074305	NORTHWESTERN CORP	449,692	658,833
G66721104	NORWEGIAN CRUISE LINE HOLDINGS LTD	1,367,488	2,003,476
66987E206	NOVAGOLD RESOURCES INC	125,329	183,616
67000B104	NOVANTA INC	325,693	477,165
670002401	NOVAVAX INC	9,566	14,014
G6674U108	NOVOCURE LTD	584,007	855,615
67011P100	NOW INC	274,950	402,822
629377508	NRG ENERGY INC	1,151,071	1,686,407
67018T105	NU SKIN ENTERPRISES INC	407,346	596,793
67020Y100	NUANCE COMMUNICATIONS INC	1,815,682	2,660,114
670346105	NUCOR CORP	2,610,187	3,824,125

DIVERSIFIED EQUITY FUND
TOTAL INVESTMENTS AS OF JUNE 30, 2019

MARKET VALUE

CUSIP #	COMMON STOCKS - DOMESTIC	QPP	TDA
67059N108	NUTANIX INC	\$430,957	\$631,385
670704105	NUVASIVE INC	377,942	553,713
62945V109	NV5 GLOBAL INC	610,197	893,986
629445206	NVE CORP	61,893	90,678
G6700G107	NVENT ELECTRIC PLC	3,872,594	5,673,649
67066G104	NVIDIA CORP	11,353,483	16,633,726
62944T105	NVR INC	4,117,870	6,032,997
N6596X109	NXP SEMICONDUCTORS NV	4,302,060	6,302,849
674215108	OASIS PETROLEUM INC	203,724	298,472
674599105	OCCIDENTAL PETROLEUM CORP	4,494,825	6,585,264
675232102	OCEANEERING INTERNATIONAL INC	264,735	387,858
675234108	OCEANFIRST FINANCIAL CORP	101,967	149,390
675746309	OCWEN FINANCIAL CORP	31,710	46,458
676220106	OFFICE DEPOT INC	142,290	208,466
67623C109	OFFICE PROPERTIES INCOME TRUST	156,237	228,899
67103X102	OFG BANCORP	104,829	153,582
670837103	OGE ENERGY CORP	992,782	1,454,502
678026105	OIL STATES INTERNATIONAL INC	126,887	185,899
679295105	OKTA INC	1,411,574	2,068,064
679580100	OLD DOMINION FREIGHT LINE INC	1,195,066	1,750,864
67984M100	OLD LINE BANCSHARES INC	78,035	114,327
680033107	OLD NATIONAL BANCORP/IN	304,065	445,479
680223104	OLD REPUBLIC INTERNATIONAL CORP	1,615,719	2,367,152
681116109	OLLIE'S BARGAIN OUTLET HOLDINGS INC	1,683,443	2,466,374
68162K106	OLYMPIC STEEL INC	17,567	25,737
681936100	OMEGA HEALTHCARE INVESTORS INC	911,383	1,335,247
682143102	OMEROS CORP	84,463	123,744
68213N109	OMNICELL INC	805,225	1,179,717
681919106	OMNICOM GROUP INC	2,661,787	3,899,723
682129101	OMNOVA SOLUTIONS INC	50,343	73,756
682189105	ON SEMICONDUCTOR CORP	966,051	1,415,340
68235P108	ONE GAS INC	561,091	822,041
682406103	ONE LIBERTY PROPERTIES INC	15,807	23,158
68268W103	ONEMAIN HOLDINGS INC	290,989	426,322
682680103	ONEOK INC	3,331,549	4,880,976
68287N100	ONESPAN INC	53,404	78,241
P73684113	ONESPAWORLD HOLDINGS LTD	64,483	94,473
683416101	OOMA INC	374,599	548,816
683715106	OPEN TEXT CORP	10,112,848	14,816,101
68375N103	OPKO HEALTH INC	101,615	148,874
683797104	OPPENHEIMER HOLDINGS INC	60,170	88,154

DIVERSIFIED EQUITY FUND
TOTAL INVESTMENTS AS OF JUNE 30, 2019

MARKET VALUE

CUSIP #	COMMON STOCKS - DOMESTIC	QPP	TDA
68401U204	OPTIMIZERX CORP	\$513,649	\$752,536
684000102	OPUS BANK	41,199	60,360
68389X105	ORACLE CORP	16,925,667	24,797,405
68554V108	ORASURE TECHNOLOGIES INC	78,447	114,932
68555P100	ORBCOMM INC	370,846	543,318
68571X103	ORCHID ISLAND CAPITAL INC	33,114	48,515
67103H107	O'REILLY AUTOMOTIVE INC	4,732,036	6,932,797
68621T102	ORIGIN BANCORP INC	46,148	67,611
L72967109	ORION ENGINEERED CARBONS SA	116,849	171,193
68633D103	ORITANI FINANCIAL CORP	111,011	162,640
686688102	ORMAT TECHNOLOGIES INC	271,477	397,734
68752M108	ORTHOFIX MEDICAL INC	122,727	179,804
68752L100	ORTHOPEDIATRICS CORP	559,455	819,644
688239201	OSHKOSH CORP	690,508	1,011,647
671044105	OSI SYSTEMS INC	230,660	337,935
689648103	OTTER TAIL CORP	270,226	395,902
69007J106	OUTFRONT MEDIA INC	436,865	640,040
69036R863	OVERSEAS SHIPHOLDING GROUP INC	2,785	4,081
690370101	OVERSTOCK.COM INC	29,660	43,454
690732102	OWENS & MINOR INC	23,871	34,973
690742101	OWENS CORNING	706,884	1,035,640
690768403	OWENS-ILLINOIS INC	359,431	526,593
691497309	OXFORD INDUSTRIES INC	994,352	1,456,802
693718108	PACCAR INC	2,992,224	4,383,838
69404D108	PACIFIC BIOSCIENCES OF CALIFORNIA INC	83,575	122,443
69478X105	PACIFIC PREMIER BANCORP INC	1,045,258	1,531,384
695127100	PACIRA BIOSCIENCES INC	189,813	278,090
695156109	PACKAGING CORP OF AMERICA	1,082,037	1,585,268
695263103	PACWEST BANCORP	1,810,654	2,652,748
69553P100	PAGERDUTY INC	43,491	63,718
697435105	PALO ALTO NETWORKS INC	2,122,912	3,110,229
698477106	PANHANDLE OIL AND GAS INC	21,505	31,506
698813102	PAPA JOHN'S INTERNATIONAL INC	163,659	239,773
69888T207	PAR PACIFIC HOLDINGS INC	95,200	139,475
69924R108	PARAMOUNT GROUP INC	405,333	593,844
699374302	PARATEK PHARMACEUTICALS INC	14,912	21,847
700416209	PARK ELECTROCHEMICAL CORP	74,139	108,619
700517105	PARK HOTELS & RESORTS INC	1,718,773	2,518,134
700658107	PARK NATIONAL CORP	174,252	255,292
701094104	PARKER-HANNIFIN CORP	4,383,066	6,421,528
700666100	PARK-OHIO HOLDINGS CORP	33,606	49,236

DIVERSIFIED EQUITY FUND
TOTAL INVESTMENTS AS OF JUNE 30, 2019

MARKET VALUE

CUSIP #	COMMON STOCKS - DOMESTIC	QPP	TDA
701877102	PARSLEY ENERGY INC	\$571,003	\$836,563
70202L102	PARSONS CORP	63,086	92,426
702149105	PARTY CITY HOLDCO INC	45,663	66,900
703343103	PATRICK INDUSTRIES INC	565,674	828,756
70338P100	PATTERN ENERGY GROUP INC	244,942	358,860
703395103	PATTERSON COS INC	260,042	380,981
703481101	PATTERSON-UTI ENERGY INC	295,135	432,396
704326107	PAYCHEX INC	5,140,786	7,531,648
70432V102	PAYCOM SOFTWARE INC	1,242,935	1,820,996
70438V106	PAYLOCITY HOLDING CORP	1,809,533	2,651,105
70450Y103	PAYPAL HOLDINGS INC	15,944,573	23,360,027
69318G106	PBF ENERGY INC	472,769	692,643
69318J100	PC CONNECTION INC	36,071	52,847
69327R101	PDC ENERGY INC	292,472	428,494
693282105	PDF SOLUTIONS INC	67,237	98,507
69329Y104	PDL BIOPHARMA INC	73,120	107,126
69290R104	PDVWIRELESS INC	14,659	21,476
704699107	PEAPACK GLADSTONE FINANCIAL CORP	35,487	51,991
70509V100	PEBBLEBROOK HOTEL TRUST	467,908	685,521
705573103	PEGASYSTEMS INC	277,982	407,265
707569109	PENN NATIONAL GAMING INC	265,434	388,882
70788V102	PENN VIRGINIA CORP	44,280	64,873
709102107	PENNSYLVANIA REAL ESTATE INVESTMENT TRUST	61,893	90,678
70932M107	PENNYMAC FINANCIAL SERVICES INC	63,167	92,545
70931T103	PENNYMAC MORTGAGE INVESTMENT TRUST	200,521	293,778
70959W103	PENSKE AUTOMOTIVE GROUP INC	235,190	344,572
G7S00T104	PENTAIR PLC	996,029	1,459,260
70975L107	PENUMBRA INC	598,579	876,965
709789101	PEOPLES BANCORP INC/OH	62,181	91,099
712704105	PEOPLE'S UNITED FINANCIAL INC	754,536	1,105,453
712706209	PEOPLE'S UTAH BANCORP	37,011	54,223
713448108	PEPSICO INC	27,491,681	40,277,429
71375U101	PERFICIENT INC	169,726	248,662
71377A103	PERFORMANCE FOOD GROUP CO	466,204	683,025
714046109	PERKINELMER INC	1,293,807	1,895,527
G97822103	PERRIGO CO PLC	734,033	1,075,415
715347100	PERSPECTA INC	417,409	611,536
71639T106	PETIQ INC	979,905	1,435,637
716382106	PETMED EXPRESS INC	61,886	90,667
717081103	PFIZER INC	36,839,928	53,973,331
69331C108	PG&E CORP	1,389,887	2,036,291

DIVERSIFIED EQUITY FUND
TOTAL INVESTMENTS AS OF JUNE 30, 2019

MARKET VALUE

CUSIP #	COMMON STOCKS - DOMESTIC	QPP	TDA
69336V101	PGT INNOVATIONS INC	\$101,408	\$148,571
377316104	PH GLATFELTER CO	101,951	149,366
71742Q106	PHIBRO ANIMAL HEALTH CORP	88,287	129,347
718172109	PHILIP MORRIS INTERNATIONAL INC	18,258,715	26,750,423
718546104	PHILLIPS 66	5,153,294	7,549,972
719405102	PHOTRONICS INC	81,571	119,508
71943U104	PHYSICIANS REALTY TRUST	402,506	589,702
693366205	PICO HOLDINGS INC	46,783	68,541
720190206	PIEDMONT OFFICE REALTY TRUST INC	284,124	416,264
72147K108	PILGRIM'S PRIDE CORP	149,499	219,027
72346Q104	PINNACLE FINANCIAL PARTNERS INC	1,711,331	2,507,232
723484101	PINNACLE WEST CAPITAL CORP	4,159,465	6,093,936
723787107	PIONEER NATURAL RESOURCES CO	3,077,552	4,508,851
724078100	PIPER JAFFRAY COS	111,043	162,686
724479100	PITNEY BOWES INC	108,935	159,599
69343T107	PJT PARTNERS INC	119,711	175,386
72703H101	PLANET FITNESS INC	743,066	1,088,649
727493108	PLANTRONICS INC	180,766	264,837
72814N104	PLAYAGS INC	46,134	67,590
729132100	PLEXUS CORP	222,670	326,229
72919P202	PLUG POWER INC	52,138	76,387
72941B106	PLURALSIGHT INC	221,826	324,992
693475105	PNC FINANCIAL SERVICES GROUP INC/THE	8,501,866	12,455,888
69349H107	PNM RESOURCES INC	937,357	1,373,300
731068102	POLARIS INDUSTRIES INC	642,130	940,769
73179P106	POLYONE CORP	309,029	452,751
73278L105	POOL CORP	877,109	1,285,032
733174700	POPULAR INC	1,617,109	2,369,189
736508847	PORTLAND GENERAL ELECTRIC CO	1,527,442	2,237,821
737010108	PORTOLA PHARMACEUTICALS INC	204,199	299,167
737446104	POST HOLDINGS INC	834,514	1,222,628
737630103	POTLATCHDELTIC CORPORATION	319,605	468,246
739128106	POWELL INDUSTRIES INC	36,963	54,153
739276103	POWER INTEGRATIONS INC	260,733	381,994
693506107	PPG INDUSTRIES INC	3,288,165	4,817,415
69351T106	PPL CORP	2,671,447	3,913,876
73943T103	PQ GROUP HOLDINGS INC	3,245,886	4,755,474
69354N106	PRA GROUP INC	168,554	246,945
69354M108	PRA HEALTH SCIENCES INC	663,550	972,151
74039L103	PREFERRED APARTMENT COMMUNITIES INC	66,526	97,466
740367404	PREFERRED BANK/LOS ANGELES CA	93,597	137,127

DIVERSIFIED EQUITY FUND
TOTAL INVESTMENTS AS OF JUNE 30, 2019

MARKET VALUE

CUSIP #	COMMON STOCKS - DOMESTIC	QPP	TDA
74051N102	PREMIER INC	\$207,244	\$303,629
74102M103	PRESIDIO INC	95,930	140,544
74112D101	PRESTIGE CONSUMER HEALTHCARE INC	222,970	326,668
741511109	PRICESMART INC	124,960	183,076
74164M108	PRIMERICA INC	616,490	903,205
74165N105	PRIMO WATER CORP	67,810	99,348
74164F103	PRIMORIS SERVICES CORP	125,229	183,470
74251V102	PRINCIPAL FINANCIAL GROUP INC	1,924,836	2,820,033
74257L108	PRINCIPIA BIOPHARMA INC	40,708	59,640
74267C106	PROASSURANCE CORP	263,497	386,043
742718109	PROCTER & GAMBLE CO/THE	36,897,154	54,057,171
743187106	PROGENICS PHARMACEUTICALS INC	59,593	87,308
743312100	PROGRESS SOFTWARE CORP	259,288	379,876
743315103	PROGRESSIVE CORP/THE	5,522,510	8,090,903
74340W103	PROLOGIS INC	5,939,377	8,701,644
743424103	PROOFPOINT INC	1,625,316	2,381,214
74347M108	PROPETRO HOLDING CORP	155,350	227,600
N71542109	PROQR THERAPEUTICS NV	21,120	30,942
74346Y103	PROS HOLDINGS INC	209,214	306,514
743606105	PROSPERITY BANCSHARES INC	526,442	771,278
74368L203	PROTECTIVE INSURANCE CORP	21,453	31,431
G72800108	PROTHENA CORP PLC	54,585	79,971
743713109	PROTO LABS INC	374,384	548,501
743815102	PROVIDENCE SERVICE CORP/THE	456,618	668,980
74386T105	PROVIDENT FINANCIAL SERVICES INC	223,326	327,190
744320102	PRUDENTIAL FINANCIAL INC	4,885,907	7,158,230
69360J107	PS BUSINESS PARKS INC	437,388	640,808
69370C100	PTC INC	1,148,610	1,682,802
69366J200	PTC THERAPEUTICS INC	278,947	408,678
744573106	PUBLIC SERVICE ENTERPRISE GROUP INC	4,557,381	6,676,913
74460D109	PUBLIC STORAGE	4,182,589	6,127,815
745867101	PULTEGROUP INC	930,969	1,363,942
74587V107	PUMA BIOTECHNOLOGY INC	43,437	63,638
74624M102	PURE STORAGE INC	374,516	548,695
693656100	PVH CORP	879,762	1,288,920
74736L109	Q2 HOLDINGS INC	335,001	490,802
74727D306	QAD INC	58,003	84,978
74727A104	QCR HOLDINGS INC	51,632	75,645
74733V100	QEP RESOURCES INC	216,164	316,697
N72482123	QIAGEN NV	1,056,052	1,547,198
74736K101	QORVO INC	979,074	1,434,418

**DIVERSIFIED EQUITY FUND
TOTAL INVESTMENTS AS OF JUNE 30, 2019**

MARKET VALUE

CUSIP #	COMMON STOCKS - DOMESTIC	QPP	TDA
74736A103	QTS REALTY TRUST INC	\$256,303	\$375,503
747301109	QUAD/GRAPHICS INC	34,644	50,755
747316107	QUAKER CHEMICAL CORP	311,556	456,454
747525103	QUALCOMM INC	10,978,075	16,083,724
74758T303	QUALYS INC	320,956	470,225
747619104	QUANEX BUILDING PRODUCTS CORP	111,801	163,796
74762E102	QUANTA SERVICES INC	642,871	941,855
74834L100	QUEST DIAGNOSTICS INC	1,637,410	2,398,932
74838J101	QUIDEL CORP	268,269	393,035
74874Q100	QUINSTREET INC	128,128	187,718
749119103	QUOTIENT TECHNOLOGY INC	101,856	149,227
74915M100	QURATE RETAIL INC	3,190,569	4,674,429
749397105	R1 RCM INC	123,539	180,994
74933X104	RA MEDICAL SYSTEMS INC	47,623	69,771
74933V108	RA PHARMACEUTICALS INC	86,259	126,376
750236101	RADIAN GROUP INC	563,828	826,051
75025X100	RADIANT LOGISTICS INC	441,557	646,915
750469207	RADIUS HEALTH INC	90,478	132,558
750491102	RADNET INC	47,536	69,644
751212101	RALPH LAUREN CORP	780,913	1,144,097
750917106	RAMBUS INC	142,241	208,393
75281A109	RANGE RESOURCES CORP	190,835	279,588
753422104	RAPID7 INC	1,515,517	2,220,349
75419T103	RATTLER MIDSTREAM LP LTD	399,116	584,735
754212108	RAVEN INDUSTRIES INC	191,989	281,279
754730109	RAYMOND JAMES FINANCIAL INC	1,259,083	1,844,654
75508B104	RAYONIER ADVANCED MATERIALS INC	42,257	61,910
754907103	RAYONIER INC	506,523	742,095
755111507	RAYTHEON CO	7,164,584	10,496,667
75524B104	RBC BEARINGS INC	2,675,912	3,920,417
75524W108	RE/MAX HOLDINGS INC	53,701	78,676
75574U101	READY CAPITAL CORP	42,580	62,382
75605Y106	REALOGY HOLDINGS CORP	122,346	179,246
75606N109	REALPAGE INC	526,047	770,699
756109104	REALTY INCOME CORP	2,542,499	3,724,957
75615P103	REATA PHARMACEUTICALS INC	194,806	285,405
756577102	RED HAT INC	3,929,554	5,757,100
75689M101	RED ROBIN GOURMET BURGERS INC	71,366	104,556
75700L108	RED ROCK RESORTS INC	157,067	230,116
75737F108	REDFIN CORP	143,083	209,627
758075402	REDWOOD TRUST INC	207,949	304,661

DIVERSIFIED EQUITY FUND
TOTAL INVESTMENTS AS OF JUNE 30, 2019

MARKET VALUE

CUSIP #	COMMON STOCKS - DOMESTIC	QPP	TDA
758750103	REGAL BELOIT CORP	\$420,272	\$615,731
758849103	REGENCY CENTERS CORP	1,291,370	1,891,957
75886F107	REGENERON PHARMACEUTICALS INC	3,023,463	4,429,605
75901B107	REGENXBIO INC	234,679	343,823
7591EP100	REGIONS FINANCIAL CORP	1,811,137	2,653,455
758932107	REGIS CORP	52,609	77,076
759351604	REINSURANCE GROUP OF AMERICA INC	1,702,821	2,494,764
759509102	RELIANCE STEEL & ALUMINUM CO	751,646	1,101,219
G7496G103	RENAISSANCERE HOLDINGS LTD	905,953	1,327,291
75970E107	RENASANT CORP	215,710	316,031
75972A301	RENEWABLE ENERGY GROUP INC	105,319	154,300
76009N100	RENT-A-CENTER INC/TX	191,133	280,025
759916109	REPLIGEN CORP	463,358	678,855
760281204	REPUBLIC BANCORP INC/KY	23,255	34,071
760416107	REPUBLIC FIRST BANCORP INC	30,459	44,625
760759100	REPUBLIC SERVICES INC	4,436,430	6,499,711
76118Y104	RESIDEO TECHNOLOGIES INC	336,866	493,535
761152107	RESMED INC	2,021,126	2,961,105
76122Q105	RESOURCES CONNECTION INC	42,238	61,881
76131N101	RETAIL OPPORTUNITY INVESTMENTS CORP	225,154	329,868
76131V202	RETAIL PROPERTIES OF AMERICA INC	297,030	435,172
76133Q102	RETAIL VALUE INC	68,786	100,776
761299106	RETROPHIN INC	106,019	155,325
749527107	REV GROUP INC	49,269	72,183
761330109	REVANCE THERAPEUTICS INC	36,210	53,050
761525609	REVLON INC	28,742	42,110
761624105	REX AMERICAN RESOURCES CORP	85,632	125,458
76169C100	REXFORD INDUSTRIAL REALTY INC	463,601	679,211
76169B102	REXNORD CORP	367,505	538,423
749552105	RF INDUSTRIES LTD	229,492	336,223
74967X103	RH	265,226	388,576
76243J105	RHYTHM PHARMACEUTICALS INC	46,299	67,831
762544104	RIBBON COMMUNICATIONS INC	42,813	62,725
766559603	RIGEL PHARMACEUTICALS INC	40,375	59,153
766582100	RIGNET INC	12,057	17,664
76680V108	RING ENERGY INC	24,834	36,384
76680R206	RINGCENTRAL INC	890,415	1,304,526
767754872	RITE AID CORP	52,494	76,908
749607107	RLI CORP	426,043	624,185
74965L101	RLJ LODGING TRUST	336,229	492,602
74967R106	RMR GROUP INC/THE	43,518	63,757

DIVERSIFIED EQUITY FUND
TOTAL INVESTMENTS AS OF JUNE 30, 2019

MARKET VALUE

CUSIP #	COMMON STOCKS - DOMESTIC	QPP	TDA
770323103	ROBERT HALF INTERNATIONAL INC	\$1,230,524	\$1,802,812
77313F106	ROCKET PHARMACEUTICALS INC	40,854	59,854
773903109	ROCKWELL AUTOMATION INC	2,314,564	3,391,014
774374102	ROCKWELL MEDICAL INC	22,687	33,238
775133101	ROGERS CORP	380,281	557,140
77543R102	ROKU INC	775,243	1,135,790
775711104	ROLLINS INC	603,244	883,799
776696106	ROPER TECHNOLOGIES INC	4,440,231	6,505,280
777780107	ROSETTA STONE INC	43,066	63,095
778296103	ROSS STORES INC	4,249,590	6,225,977
V7780T103	ROYAL CARIBBEAN CRUISES LTD	2,422,635	3,549,346
780287108	ROYAL GOLD INC	2,206,147	3,232,175
749660106	RPC INC	53,205	77,949
749685103	RPM INTERNATIONAL INC	922,842	1,352,035
74971D101	RPT REALTY	154,384	226,185
257867200	RR DONNELLEY & SONS CO	17,620	25,815
74975N105	RTI SURGICAL HOLDINGS INC	37,973	55,634
74980D100	RTW RETAILWINDS INC	135,610	198,679
78116T103	RUBIUS THERAPEUTICS INC	50,336	73,746
781270103	RUDOLPH TECHNOLOGIES INC	136,717	200,301
781846209	RUSH ENTERPRISES INC	123,157	180,434
783332109	RUTH'S HOSPITALITY GROUP INC	90,229	132,192
783549108	RYDER SYSTEM INC	399,871	585,842
78377T107	RYMAN HOSPITALITY PROPERTIES INC	397,862	582,898
78409V104	S&P GLOBAL INC	6,703,226	9,820,742
783859101	S&T BANCORP INC	165,555	242,550
78573L106	SABRA HEALTH CARE REIT INC	432,427	633,538
78573M104	SABRE CORP	5,401,190	7,913,159
786449207	SAFEGUARD SCIENTIFICS INC	56,157	82,275
78648T100	SAFETY INSURANCE GROUP INC	173,830	254,674
78667J108	SAGE THERAPEUTICS INC	1,045,145	1,531,218
78709Y105	SAIA INC	200,943	294,397
78781P105	SAILPOINT TECHNOLOGIES HOLDING INC	164,382	240,833
79466L302	SALESFORCE.COM INC	13,252,473	19,415,893
79546E104	SALLY BEAUTY HOLDINGS INC	205,139	300,544
800013104	SANDERSON FARMS INC	346,271	507,313
80007P869	SANDRIDGE ENERGY INC	23,668	34,676
800363103	SANDY SPRING BANCORP INC	133,128	195,043
800677106	SANGAMO THERAPEUTICS INC	1,020,162	1,494,616
801056102	SANMINA CORP	260,360	381,448
80283M101	SANTANDER CONSUMER USA HOLDINGS INC	316,122	463,143

DIVERSIFIED EQUITY FUND
TOTAL INVESTMENTS AS OF JUNE 30, 2019

MARKET VALUE

CUSIP #	COMMON STOCKS - DOMESTIC	QPP	TDA
803607100	SAREPTA THERAPEUTICS INC	\$1,209,436	\$1,771,917
804395101	SAUL CENTERS INC	83,505	122,342
78410G104	SBA COMMUNICATIONS CORP	3,025,734	4,432,933
806037107	SCANSOURCE INC	133,197	195,144
806857108	SCHLUMBERGER LTD	6,525,911	9,560,963
80689H102	SCHNEIDER NATIONAL INC	92,138	134,990
806882106	SCHNITZER STEEL INDUSTRIES INC	109,597	160,569
807066105	SCHOLASTIC CORP	142,472	208,732
807864103	SCHOOL SPECIALTY INC	61,656	90,331
808541106	SCHWEITZER-MAUDUIT INTERNATIONAL INC	154,270	226,018
808625107	SCIENCE APPLICATIONS INTERNATIONAL CORP	657,888	963,857
80874P109	SCIENTIFIC GAMES CORP	132,906	194,717
Y7546A122	SCORPIO BULKERS INC	28,634	41,952
Y7542C130	SCORPIO TANKERS INC	132,684	194,393
810186106	SCOTTS MIRACLE-GRO CO/THE	450,987	660,730
811543107	SEABOARD CORP	149,987	219,742
811707801	SEACOAST BANKING CORP OF FLORIDA	151,856	222,481
811904101	SEACOR HOLDINGS INC	133,843	196,090
78413P101	SEACOR MARINE HOLDINGS INC	41,509	60,814
G7945M107	SEAGATE TECHNOLOGY PLC	3,813,955	5,587,738
81211K100	SEALED AIR CORP	823,626	1,206,675
812578102	SEATTLE GENETICS INC	902,507	1,322,242
81282V100	SEAWORLD ENTERTAINMENT INC	185,963	272,451
784117103	SEI INVESTMENTS CO	848,059	1,242,472
81617J301	SELECT ENERGY SERVICES INC	93,907	137,581
816120307	SELECT INTERIOR CONCEPTS INC	338,567	496,026
81619Q105	SELECT MEDICAL HOLDINGS CORP	225,360	330,169
816212104	SELECTA BIOSCIENCES INC	57,576	84,354
816300107	SELECTIVE INSURANCE GROUP INC	495,149	725,431
81663A105	SEMGROUP CORP	2,325,580	3,407,154
816851109	SEMPRA ENERGY	4,450,098	6,519,736
816850101	SEMTECH CORP	402,626	589,878
817070501	SENECA FOODS CORP	618	906
81721M109	SENIOR HOUSING PROPERTIES TRUST	247,683	362,875
G8060N102	SENSATA TECHNOLOGIES HOLDING PLC	4,954,852	7,259,240
81725T100	SENSIENT TECHNOLOGIES CORP	387,681	567,983
81750R102	SERES THERAPEUTICS INC	2,385	3,494
81752R100	SERITAGE GROWTH PROPERTIES	152,093	222,828
817565104	SERVICE CORP INTERNATIONAL/US	1,010,792	1,480,888
81761R109	SERVICEMASTER GLOBAL HOLDINGS INC	801,128	1,173,714
81762P102	SERVICENOW INC	5,774,840	8,460,586

DIVERSIFIED EQUITY FUND
TOTAL INVESTMENTS AS OF JUNE 30, 2019

MARKET VALUE

CUSIP #	COMMON STOCKS - DOMESTIC	QPP	TDA
81768T108	SERVISFIRST BANCSHARES INC	\$198,854	\$291,337
819047101	SHAKE SHACK INC	1,384,154	2,027,892
820054104	SHARPSRING INC	530,912	777,828
82312B106	SHENANDOAH TELECOMMUNICATIONS CO	230,444	337,618
824348106	SHERWIN-WILLIAMS CO/THE	4,514,458	6,614,028
G81075106	SHIP FINANCE INTERNATIONAL LTD	98,519	144,338
824889109	SHOE CARNIVAL INC	75,321	110,352
82568P304	SHUTTERFLY INC	224,745	329,269
825690100	SHUTTERSTOCK INC	116,821	171,152
82621J105	SIENTRA INC	31,023	45,451
82669G104	SIGNATURE BANK/NEW YORK NY	788,308	1,154,932
G81276100	SIGNET JEWELERS LTD	122,518	179,498
827048109	SILGAN HOLDINGS INC	1,566,537	2,295,097
826919102	SILICON LABORATORIES INC	505,550	740,670
82706C108	SILICON MOTION TECHNOLOGY CORP	781,865	1,145,492
828730200	SIMMONS FIRST NATIONAL CORP	277,868	407,098
828806109	SIMON PROPERTY GROUP INC	5,829,762	8,541,050
82900L102	SIMPLY GOOD FOODS CO/THE	181,402	265,768
829073105	SIMPSON MANUFACTURING CO INC	331,988	486,388
829226109	SINCLAIR BROADCAST GROUP INC	397,342	582,136
82968B103	SIRIUS XM HOLDINGS INC	958,892	1,404,850
82981J109	SITE CENTERS CORP	254,899	373,447
82982L103	SITEONE LANDSCAPE SUPPLY INC	1,769,185	2,591,993
83001A102	SIX FLAGS ENTERTAINMENT CORP	1,847,433	2,706,631
784305104	SJW GROUP	150,752	220,863
830566105	SKECHERS U.S.A. INC	529,166	775,269
830830105	SKYLINE CHAMPION CORP	1,083,701	1,587,705
830879102	SKYWEST INC	375,609	550,296
83088M102	SKYWORKS SOLUTIONS INC	1,578,533	2,312,673
78440X101	SL GREEN REALTY CORP	787,624	1,153,930
83125X103	SLEEP NUMBER CORP	296,633	434,591
78442P106	SLM CORP	524,905	769,027
78454L100	SM ENERGY CO	167,221	244,991
G8232Y101	SMART GLOBAL HOLDINGS INC	1,479	2,167
83190L208	SMARTFINANCIAL INC	401,793	588,657
83200N103	SMARTSHEET INC	379,765	556,384
833034101	SNAP-ON INC	1,070,296	1,568,067
83417M104	SOLAREGE TECHNOLOGIES INC	8,937	13,093
83418M103	SOLARIS OILFIELD INFRASTRUCTURE INC	473,986	694,426
83417Q105	SOLARWINDS CORP	75,834	111,102
83545G102	SONIC AUTOMOTIVE INC	56,677	83,036

DIVERSIFIED EQUITY FUND
TOTAL INVESTMENTS AS OF JUNE 30, 2019

MARKET VALUE

CUSIP #	COMMON STOCKS - DOMESTIC	QPP	TDA
83548F101	SONIM TECHNOLOGIES INC	\$328,632	\$481,471
835495102	SONOCO PRODUCTS CO	1,354,560	1,984,534
83570H108	SONOS INC	72,474	106,180
83587F202	SORRENTO THERAPEUTICS INC	19,893	29,145
835898107	SOTHEBY'S	244,689	358,489
83607A100	SOUND FINANCIAL BANCORP INC	379,603	556,148
838518108	SOUTH JERSEY INDUSTRIES INC	335,669	491,780
840441109	SOUTH STATE CORP	314,612	460,930
842587107	SOUTHERN CO/THE	6,811,988	9,980,086
84265V105	SOUTHERN COPPER CORP	413,263	605,462
84470P109	SOUTHSIDE BANCSHARES INC	110,130	161,348
844741108	SOUTHWEST AIRLINES CO	3,104,402	4,548,188
844895102	SOUTHWEST GAS HOLDINGS INC	571,435	837,197
845467109	SOUTHWESTERN ENERGY CO	204,182	299,143
78469C103	SP PLUS CORP	49,719	72,842
84652J103	SPARK THERAPEUTICS INC	370,683	543,078
846819100	SPARTAN MOTORS INC	28,846	42,262
847215100	SPARTANNASH CO	57,062	83,601
84790A105	SPECTRUM BRANDS HOLDINGS INC	1,013,557	1,484,939
84763A108	SPECTRUM PHARMACEUTICALS INC	82,673	121,122
847788106	SPEEDWAY MOTORSPORTS INC	36,087	52,871
84857L101	SPIRE INC	488,502	715,692
848574109	SPIRIT AEROSYSTEMS HOLDINGS INC	987,921	1,447,381
848577102	SPIRIT AIRLINES INC	378,918	555,143
84861U105	SPIRIT MTA REIT	47,712	69,902
84860W300	SPIRIT REALTY CAPITAL INC	422,508	619,006
848637104	SPLUNK INC	2,151,717	3,152,431
84863T106	SPOK HOLDINGS INC	77,023	112,845
L8681T102	SPOTIFY TECHNOLOGY SA	1,648,320	2,414,916
85207U105	SPRINT CORP	460,004	673,941
85208M102	SPROUTS FARMERS MARKET INC	280,882	411,514
78463M107	SPS COMMERCE INC	196,569	287,989
784635104	SPX CORP	186,688	273,512
78469X107	SPX FLOW INC	236,537	346,545
852234103	SQUARE INC	2,720,561	3,985,831
78470V108	SRC ENERGY INC	169,152	247,821
78467J100	SS&C TECHNOLOGIES HOLDINGS INC	1,460,303	2,139,457
790148100	ST JOE CO/THE	59,412	87,043
852312305	STAAR SURGICAL CO	159,465	233,628
85254J102	STAG INDUSTRIAL INC	414,199	606,833
852857200	STAMPS.COM INC	90,434	132,493

**DIVERSIFIED EQUITY FUND
TOTAL INVESTMENTS AS OF JUNE 30, 2019**

MARKET VALUE

CUSIP #	COMMON STOCKS - DOMESTIC	QPP	TDA
853666105	STANDARD MOTOR PRODUCTS INC	\$86,650	\$126,948
854231107	STANDEX INTERNATIONAL CORP	121,786	178,425
854502101	STANLEY BLACK & DECKER INC	8,584,006	12,576,229
855244109	STARBUCKS CORP	13,188,403	19,322,026
85571B105	STARWOOD PROPERTY TRUST INC	1,274,212	1,866,819
855707105	STATE AUTO FINANCIAL CORP	115,534	169,266
857477103	STATE STREET CORP	2,484,774	3,640,385
858119100	STEEL DYNAMICS INC	1,070,243	1,567,988
858155203	STEELCASE INC	175,026	256,427
85858C107	STEMLINE THERAPEUTICS INC	76,301	111,787
858586100	STEPAN CO	269,996	395,565
858912108	STERICYCLE INC	483,847	708,873
G8473T100	STERIS PLC	1,463,432	2,144,040
85917A100	STERLING BANCORP/DE	1,126,900	1,650,995
859241101	STERLING CONSTRUCTION CO INC	32,302	47,325
556269108	STEVEN MADDEN LTD	364,343	533,790
860372101	STEWART INFORMATION SERVICES CORP	102,274	149,840
860630102	STIFEL FINANCIAL CORP	493,800	723,455
860897107	STITCH FIX INC	122,896	180,052
861025104	STOCK YARDS BANCORP INC	118,329	173,362
86183P102	STONERIDGE INC	89,029	130,434
862121100	STORE CAPITAL CORP	751,684	1,101,274
M85548101	STRATASYS LTD	193,613	283,657
86272C103	STRATEGIC EDUCATION INC	453,639	664,616
863667101	STRYKER CORP	8,339,394	12,217,854
866082100	SUMMIT HOTEL PROPERTIES INC	154,833	226,843
86614U100	SUMMIT MATERIALS INC	270,137	395,772
866674104	SUN COMMUNITIES INC	1,213,229	1,777,474
86722A103	SUNCOKE ENERGY INC	87,543	128,257
867652406	SUNPOWER CORP	57,388	84,078
86771W105	SUNRUN INC	223,313	327,171
867892101	SUNSTONE HOTEL INVESTORS INC	360,088	527,557
867914103	SUNTRUST BANKS INC	3,333,908	4,884,433
868157108	SUPERIOR ENERGY SERVICES INC	25,665	37,602
868358102	SUPERIOR GROUP OF COS INC	199,028	291,591
868168105	SUPERIOR INDUSTRIES INTERNATIONAL INC	264	387
868459108	SUPERNUS PHARMACEUTICALS INC	217,581	318,773
86881A100	SURGERY PARTNERS INC	22,824	33,438
868873100	SURMODICS INC	86,508	126,741
78486Q101	SVB FINANCIAL GROUP	1,400,335	2,051,598
78489X103	SVMK INC	126,911	185,934

DIVERSIFIED EQUITY FUND
TOTAL INVESTMENTS AS OF JUNE 30, 2019

MARKET VALUE

CUSIP #	COMMON STOCKS - DOMESTIC	QPP	TDA
87105L104	SWITCH INC	\$50,625	\$74,169
871237103	SYKES ENTERPRISES INC	142,021	208,071
871503108	SYMANTEC CORP	2,539,712	3,720,874
87157D109	SYNAPTICS INC	140,531	205,888
87165B103	SYNCHRONY FINANCIAL	2,862,086	4,193,176
87166B102	SYNEOS HEALTH INC	335,500	491,534
87162W100	SYNNEX CORP	463,611	679,225
871607107	SYNOPSIS INC	3,382,808	4,956,074
87161C501	SYNOVUS FINANCIAL CORP	647,232	948,245
871829107	SYSCO CORP	5,824,887	8,533,908
871851101	SYSTEMAX INC	37,780	55,350
74144T108	T ROWE PRICE GROUP INC	3,010,666	4,410,857
87336U105	TABLEAU SOFTWARE INC	1,427,639	2,091,601
873379101	TABULA RASA HEALTHCARE INC	104,629	153,289
87357P100	TACTILE SYSTEMS TECHNOLOGY INC	681,618	998,623
87403A107	TAILORED BRANDS INC	36,451	53,404
874054109	TAKE-TWO INTERACTIVE SOFTWARE INC	1,554,760	2,277,842
87484T108	TALOS ENERGY INC	45,962	67,338
875372203	TANDEM DIABETES CARE INC	400,098	586,175
875465106	TANGER FACTORY OUTLET CENTERS INC	210,995	309,124
876030107	TAPESTRY INC	1,098,981	1,610,092
87612G101	TARGA RESOURCES CORP	1,071,436	1,569,736
87612E106	TARGET CORP	5,213,099	7,637,591
M8737E108	TARO PHARMACEUTICAL INDUSTRIES LTD	33,935	49,717
876664103	TAUBMAN CENTERS INC	316,483	463,673
87724P106	TAYLOR MORRISON HOME CORP	292,050	427,876
872275102	TCF FINANCIAL CORP	408,723	598,811
87236Y108	TD AMERITRADE HOLDING CORP	1,589,885	2,329,304
H84989104	TE CONNECTIVITY LTD	3,254,458	4,768,032
878155100	TEAM INC	68,268	100,018
878237106	TECH DATA CORP	509,990	747,175
G87110105	TECHNIPFMC PLC	36,731	53,813
87874R100	TECHTARGET INC	38,565	56,500
Y8564W103	TEEKAY CORP	19,681	28,834
Y8565N102	TEEKAY TANKERS LTD	6,936	10,162
87901J105	TEGNA INC	6,452,378	9,453,230
879080109	TEJON RANCH CO	49,181	72,054
87918A105	TELADOC HEALTH INC	530,217	776,809
879360105	TELEDYNE TECHNOLOGIES INC	2,435,355	3,567,982
879369106	TELEFLEX INC	1,835,715	2,689,464
879455103	TELENAV INC	371,988	544,991

DIVERSIFIED EQUITY FUND
TOTAL INVESTMENTS AS OF JUNE 30, 2019

MARKET VALUE

CUSIP #	COMMON STOCKS - DOMESTIC	QPP	TDA
879433829	TELEPHONE & DATA SYSTEMS INC	\$926,706	\$1,357,695
87968A104	TELLURIAN INC	42,650	62,486
88023U101	TEMPUR SEALY INTERNATIONAL INC	400,945	587,416
88025T102	TENABLE HOLDINGS INC	96,791	141,806
88033G407	TENET HEALTHCARE CORP	230,046	337,036
880345103	TENNANT CO	145,329	212,918
880349105	TENNECO INC	68,503	100,362
88076W103	TERADATA CORP	1,708,874	2,503,631
880770102	TERADYNE INC	992,790	1,454,514
880779103	TEREX CORP	252,142	369,407
88104R209	TERRAFORM POWER INC	135,078	197,899
88146M101	TERRENO REALTY CORP	335,326	491,278
88145X108	TERRITORIAL BANCORP INC	9,637	14,120
88160R101	TESLA INC	3,605,930	5,282,965
88162G103	TETRA TECH INC	525,411	769,767
88162F105	TETRA TECHNOLOGIES INC	21,610	31,660
88224Q107	TEXAS CAPITAL BANCSHARES INC	1,121,286	1,642,770
882508104	TEXAS INSTRUMENTS INC	14,696,760	21,531,884
882681109	TEXAS ROADHOUSE INC	433,314	634,838
G8766E109	TEXTAINER GROUP HOLDINGS LTD	47,519	69,619
883203101	TEXTRON INC	1,514,893	2,219,435
87240R107	TFS FINANCIAL CORP	222,828	326,460
88322Q108	TG THERAPEUTICS INC	84,500	123,799
88338N107	THERAPEUTICSMD INC	40,737	59,683
G8807B106	THERAVANCE BIOPHARMA INC	97,872	143,389
883556102	THERMO FISHER SCIENTIFIC INC	28,570,470	41,857,938
88362T103	THERMON GROUP HOLDINGS INC	98,050	143,650
G8827U100	THIRD POINT REINSURANCE LTD	105,123	154,013
885160101	THOR INDUSTRIES INC	383,604	562,010
88642R109	TIDEWATER INC	90,734	132,933
886547108	TIFFANY & CO	1,332,459	1,952,155
88677Q109	TILE SHOP HOLDINGS INC	12,898	18,897
887389104	TIMKEN CO/THE	429,313	628,977
887399103	TIMKENSTEEL CORP	49,648	72,739
88830M102	TITAN INTERNATIONAL INC	33,174	48,602
88830R101	TITAN MACHINERY INC	33,827	49,558
88870R102	TIVITY HEALTH INC	116,849	171,192
88870P106	TIVO CORP	99,387	145,610
872540109	TJX COS INC/THE	11,640,374	17,054,044
872590104	T-MOBILE US INC	3,698,030	5,417,899
889478103	TOLL BROTHERS INC	570,285	835,512

DIVERSIFIED EQUITY FUND
TOTAL INVESTMENTS AS OF JUNE 30, 2019

MARKET VALUE

CUSIP #	COMMON STOCKS - DOMESTIC	QPP	TDA
890110109	TOMPKINS FINANCIAL CORP	\$189,413	\$277,505
890516107	TOOTSIE ROLL INDUSTRIES INC	87,754	128,566
89055F103	TOPBUILD CORP	336,847	493,507
891027104	TORCHMARK CORP	1,139,191	1,669,002
891092108	TORO CO/THE	1,565,169	2,293,093
89151E109	TOTAL SA ADR USD	4,807,933	7,043,992
891906109	TOTAL SYSTEM SERVICES INC	2,675,560	3,919,902
891826109	TOWER INTERNATIONAL INC	55,581	81,430
89214P109	TOWNE BANK/PORTSMOUTH VA	217,974	319,348
87266M107	TPG RE FINANCE TRUST INC	106,730	156,368
87266J104	TPI COMPOSITES INC	65,399	95,815
892356106	TRACTOR SUPPLY CO	1,559,887	2,285,354
88339J105	TRADE DESK INC/THE	953,210	1,396,526
893641100	TRANSDIGM GROUP INC	2,810,937	4,118,239
89366M201	TRANSENERX INC	18,180	26,636
H8817H100	TRANSOCEAN LTD	429,152	628,740
89400J107	TRANSUNION	1,544,050	2,262,152
89417E109	TRAVELERS COS INC/THE	4,681,392	6,858,600
894650100	TREDEGAR CORP	66,467	97,379
89469A104	TREEHOUSE FOODS INC	360,075	527,538
89531P105	TREX CO INC	528,175	773,817
87265H109	TRI POINTE GROUP INC	241,014	353,104
896047503	TRIBUNE MEDIA CO	494,616	724,650
89609W107	TRIBUNE PUBLISHING CO	8,700	12,746
89610F101	TRICIDA INC	78,920	115,624
896095106	TRICO BANCSHARES	74,170	108,665
896215209	TRIMAS CORP	153,244	224,514
896239100	TRIMBLE INC	1,366,434	2,001,931
896288107	TRINET GROUP INC	354,832	519,857
896522109	TRINITY INDUSTRIES INC	288,752	423,044
L9340P101	TRINSEO SA	215,034	315,041
896945201	TRIPADVISOR INC	580,618	850,650
896749108	TRIPLE-S MANAGEMENT CORP	92,043	134,850
89678F100	TRISTATE CAPITAL HOLDINGS INC	64,669	94,745
G9078F107	TRITON INTERNATIONAL LTD/BERMUDA	204,350	299,389
89679E300	TRIUMPH BANCORP INC	70,388	103,124
896818101	TRIUMPH GROUP INC	165,790	242,895
G9087Q102	TRONOX HOLDINGS PLC	152,886	223,990
89785X101	TRUEBLUE INC	120,844	177,045
89785L107	TRUECAR INC	51,262	75,103
898202106	TRUPANION INC	79,444	116,391

DIVERSIFIED EQUITY FUND
TOTAL INVESTMENTS AS OF JUNE 30, 2019

MARKET VALUE

CUSIP #	COMMON STOCKS - DOMESTIC	QPP	TDA
898349105	TRUSTCO BANK CORP NY	\$134,884	\$197,615
898402102	TRUSTMARK CORP	257,133	376,719
89854H102	TTEC HOLDINGS INC	67,278	98,568
87305R109	TTM TECHNOLOGIES INC	109,341	160,192
898697206	TUCOWS INC	419,217	614,185
899896104	TUPPERWARE BRANDS CORP	123,661	181,173
90041L105	TURNING POINT BRANDS INC	37,141	54,414
901109108	TUTOR PERINI CORP	66,808	97,879
90138F102	TWILIO INC	1,715,295	2,513,039
90171V204	TWIN RIVER WORLDWIDE HOLDINGS INC	57,076	83,620
90184D100	TWIST BIOSCIENCE CORP	56,493	82,767
90184L102	TWITTER INC	7,328,818	10,737,283
90187B408	TWO HARBORS INVESTMENT CORP	551,912	808,593
902252105	TYLER TECHNOLOGIES INC	1,000,511	1,465,826
902494103	TYSON FOODS INC	3,893,515	5,704,300
90353T100	UBER TECHNOLOGIES INC	771,642	1,130,515
90347A100	UBIQUITI NETWORKS INC	203,068	297,511
902653104	UDR INC	1,445,262	2,117,420
902681105	UGI CORP	1,100,181	1,611,850
90384S303	ULTA BEAUTY INC	3,837,689	5,622,510
90385V107	ULTRA CLEAN HOLDINGS INC	50,812	74,443
90400D108	ULTRAGENYX PHARMACEUTICAL INC	584,446	856,259
902788108	UMB FINANCIAL CORP	359,918	527,307
903002103	UMH PROPERTIES INC	29,997	43,948
904214103	UMPQUA HOLDINGS CORP	469,978	688,553
904311206	UNDER ARMOUR INC	521,867	764,576
904311107	UNDER ARMOUR INC	591,726	866,924
904677200	UNIFI INC	33,754	49,453
904708104	UNIFIRST CORP/MA	328,765	481,666
907818108	UNION PACIFIC CORP	14,307,791	20,962,015
909214306	UNISYS CORP	72,186	105,757
909218109	UNIT CORP	63,335	92,791
910047109	UNITED AIRLINES HOLDINGS INC	5,100,176	7,472,150
909907107	UNITED BANKSHARES INC/WV	458,209	671,311
90984P303	UNITED COMMUNITY BANKS INC/GA	265,824	389,453
909839102	UNITED COMMUNITY FINANCIAL CORP/OH	45,913	67,267
910304104	UNITED FINANCIAL BANCORP INC	72,956	106,887
910340108	UNITED FIRE GROUP INC	163,536	239,592
910710102	UNITED INSURANCE HOLDINGS CORP	11,024	16,152
911163103	UNITED NATURAL FOODS INC	56,009	82,058
911312106	UNITED PARCEL SERVICE INC	8,542,119	12,514,862

DIVERSIFIED EQUITY FUND
TOTAL INVESTMENTS AS OF JUNE 30, 2019

MARKET VALUE

CUSIP #	COMMON STOCKS - DOMESTIC	QPP	TDA
911363109	UNITED RENTALS INC	\$1,265,230	\$1,853,660
911684108	UNITED STATES CELLULAR CORP	68,302	100,068
912909108	UNITED STATES STEEL CORP	329,215	482,325
913017109	UNITED TECHNOLOGIES CORP	15,753,958	23,080,761
91307C102	UNITED THERAPEUTICS CORP	420,914	616,672
91324P102	UNITEDHEALTH GROUP INC	37,371,108	54,751,550
91325V108	UNITI GROUP INC	190,044	278,429
913259107	UNITIL CORP	115,764	169,603
91336L107	UNIVAR INC	381,201	558,489
913456109	UNIVERSAL CORP/VA	191,265	280,218
91347P105	UNIVERSAL DISPLAY CORP	990,960	1,451,833
913483103	UNIVERSAL ELECTRONICS INC	82,839	121,366
913543104	UNIVERSAL FOREST PRODUCTS INC	286,035	419,064
91359E105	UNIVERSAL HEALTH REALTY INCOME TRUST	122,875	180,021
913903100	UNIVERSAL HEALTH SERVICES INC	1,271,770	1,863,240
91359V107	UNIVERSAL INSURANCE HOLDINGS INC	149,006	218,306
91388P105	UNIVERSAL LOGISTICS HOLDINGS INC	47,305	69,306
915271100	UNIVEST FINANCIAL CORP	61,253	89,740
91529Y106	UNUM GROUP	839,336	1,229,693
91544A109	UPLAND SOFTWARE INC	74,250	108,782
91688F104	UPWORK INC	80,908	118,536
91704F104	URBAN EDGE PROPERTIES	201,967	295,897
917047102	URBAN OUTFITTERS INC	221,796	324,949
M96088105	UROGEN PHARMA LTD	61,679	90,365
917286205	URSTADT BIDDLE PROPERTIES INC	107,194	157,047
902973304	US BANCORP	9,123,890	13,367,201
90333L201	US CONCRETE INC	116,563	170,774
91732J102	US ECOLOGY INC	125,997	184,595
912008109	US FOODS HOLDING CORP	873,727	1,280,077
90337L108	US PHYSICAL THERAPY INC	182,158	266,876
90346E103	US SILICA HOLDINGS INC	119,802	175,519
90328S500	USA TECHNOLOGIES INC	621,422	910,431
90328M107	USANA HEALTH SCIENCES INC	103,925	152,257
91879Q109	VAIL RESORTS INC	1,058,819	1,551,251
91913Y100	VALERO ENERGY CORP	4,251,419	6,228,656
919794107	VALLEY NATIONAL BANCORP	408,277	598,158
920253101	VALMONT INDUSTRIES INC	334,748	490,431
92047W101	VALVOLINE INC	4,316,675	6,324,261
921659108	VANDA PHARMACEUTICALS INC	81,749	119,769
92214X106	VAREX IMAGING CORP	147,203	215,664
92220P105	VARIAN MEDICAL SYSTEMS INC	2,737,666	4,010,891

DIVERSIFIED EQUITY FUND
TOTAL INVESTMENTS AS OF JUNE 30, 2019

MARKET VALUE

CUSIP #	COMMON STOCKS - DOMESTIC	QPP	TDA
922280102	VARONIS SYSTEMS INC	\$892,199	\$1,307,141
92240M108	VECTOR GROUP LTD	122,077	178,853
92242T101	VECTRUS INC	58,824	86,181
922417100	VEECO INSTRUMENTS INC	91,995	134,780
922475108	VEEVA SYSTEMS INC	2,362,566	3,461,341
92276F100	VENTAS INC	2,875,649	4,213,047
92335C106	VERA BRADLEY INC	25,801	37,801
92337F107	VERACYTE INC	121,665	178,248
92339V100	VEREIT INC	1,234,237	1,808,252
92346J108	VERICEL CORP	110,541	161,951
92343X100	VERINT SYSTEMS INC	413,843	606,312
92343E102	VERISIGN INC	3,764,544	5,515,347
92345Y106	VERISK ANALYTICS INC	2,774,682	4,065,123
923451108	VERITEX HOLDINGS INC	127,959	187,470
923454102	VERITIV CORP	23,970	35,118
92343V104	VERIZON COMMUNICATIONS INC	29,144,490	42,698,922
92511U102	VERRA MOBILITY CORP	1,191,381	1,745,465
92531L207	VERSO CORP	67,146	98,375
92532W103	VERSUM MATERIALS INC	668,286	979,091
92532F100	VERTEX PHARMACEUTICALS INC	9,550,106	13,991,641
918204108	VF CORP	3,615,361	5,296,783
92553P102	VIACOM INC	9,306	13,634
92553P201	VIACOM INC	1,682,218	2,464,579
92552R406	VIAD CORP	188,545	276,232
92552V100	VIASAT INC	6,854,653	10,042,595
925550105	VIAVI SOLUTIONS INC	329,809	483,195
925652109	VICI PROPERTIES INC	2,824,026	4,137,415
925815102	VICOR CORP	55,696	81,599
92672L107	VIEWRAY INC	56,027	82,083
92686J106	VIKING THERAPEUTICS INC	30,974	45,379
92763M105	VIPER ENERGY PARTNERS LP LTD	578,730	847,884
92823T108	VIRNETX HOLDING CORP	35,868	52,549
928254101	VIRTU FINANCIAL INC	302,525	443,222
92828Q109	VIRTUS INVESTMENT PARTNERS INC	92,284	135,203
92827P102	VIRTUSA CORP	172,748	253,089
92826C839	VISA INC	35,990,459	52,728,793
928298108	VISHAY INTERTECHNOLOGY INC	408,394	598,329
92835K103	VISHAY PRECISION GROUP INC	38,460	56,347
92839U206	VISTEON CORP	224,864	329,444
92840M102	VISTRA ENERGY CORP	1,073,469	1,572,714
92849E101	VITAMIN SHOPPE INC	206	302

DIVERSIFIED EQUITY FUND
TOTAL INVESTMENTS AS OF JUNE 30, 2019

MARKET VALUE

CUSIP #	COMMON STOCKS - DOMESTIC	QPP	TDA
928563402	VMWARE INC	\$1,637,741	\$2,399,417
92857F107	VOCERA COMMUNICATIONS INC	115,248	168,847
92886T201	VONAGE HOLDINGS CORP	261,769	383,511
929042109	VORNADO REALTY TRUST	1,347,071	1,973,563
929089100	VOYA FINANCIAL INC	2,008,517	2,942,632
92915B106	VOYAGER THERAPEUTICS INC	136,216	199,568
918284100	VSE CORP	10,067	14,748
929160109	VULCAN MATERIALS CO	2,154,611	3,156,670
92922P106	W&T OFFSHORE INC	24,357	35,685
929566107	WABASH NATIONAL CORP	149,481	219,001
92927K102	WABCO HOLDINGS INC	796,890	1,167,506
929740108	WABTEC CORP	1,314,590	1,925,975
930059100	WADDELL & REED FINANCIAL INC	183,811	269,298
930427109	WAGeworks INC	287,116	420,647
931427108	WALGREENS BOOTS ALLIANCE INC	5,079,310	7,441,580
93148P102	WALKER & DUNLOP INC	175,084	256,512
931142103	WALMART INC	21,566,474	31,596,545
254687106	WALT DISNEY CO/THE	33,004,662	48,354,370
93627C101	WARRIOR MET COAL INC	151,597	222,102
938824109	WASHINGTON FEDERAL INC	362,726	531,422
93964W108	WASHINGTON PRIME GROUP INC	99,156	145,271
939653101	WASHINGTON REAL ESTATE INVESTMENT TRUST	280,920	411,569
940610108	WASHINGTON TRUST BANCORP INC	139,350	204,158
94106L109	WASTE MANAGEMENT INC	8,054,785	11,800,880
941848103	WATERS CORP	2,201,400	3,225,221
94188P101	WATERSTONE FINANCIAL INC	52,636	77,116
G94787101	WATFORD HOLDINGS LTD	50,831	74,471
942622200	WATSCO INC	613,379	898,648
942749102	WATTS WATER TECHNOLOGIES INC	320,662	469,794
Y95308105	WAVE LIFE SCIENCES LTD	65,372	95,775
94419L101	WAYFAIR INC	996,440	1,459,862
929236107	WD-40 CO	247,457	362,543
947890109	WEBSTER FINANCIAL CORP	524,221	768,024
92939U106	WEC ENERGY GROUP INC	3,107,337	4,552,488
948626106	WEIGHT WATCHERS INTERNATIONAL INC	85,246	124,892
948741103	WEINGARTEN REALTY INVESTORS	390,357	571,903
948849104	WEIS MARKETS INC	61,648	90,320
949090104	WELBILT INC	282,031	413,197
94946T106	WELLCARE HEALTH PLANS INC	1,670,628	2,447,599
949746101	WELLS FARGO & CO	22,889,632	33,535,073
95040Q104	WELLTOWER INC	3,855,485	5,648,583

DIVERSIFIED EQUITY FUND
TOTAL INVESTMENTS AS OF JUNE 30, 2019

MARKET VALUE

CUSIP #	COMMON STOCKS - DOMESTIC	QPP	TDA
95058W100	WENDY'S CO/THE	\$859,220	\$1,258,824
950755108	WERNER ENTERPRISES INC	190,926	279,722
950810101	WESBANCO INC	198,446	290,738
950814103	WESCO AIRCRAFT HOLDINGS INC	66,596	97,568
95082P105	WESCO INTERNATIONAL INC	296,119	433,837
95123P106	WEST BANCORPORATION INC	61,650	90,321
955306105	WEST PHARMACEUTICAL SERVICES INC	1,441,734	2,112,252
957090103	WESTAMERICA BANCORPORATION	166,479	243,904
957638109	WESTERN ALLIANCE BANCORP	488,606	715,846
95790D105	WESTERN ASSET MORTGAGE CAPITAL CORP	46,087	67,521
958102105	WESTERN DIGITAL CORP	3,921,632	5,745,493
959802109	WESTERN UNION CO/THE	1,026,973	1,504,594
960413102	WESTLAKE CHEMICAL CORP	287,046	420,545
96145D105	WESTROCK CO	1,083,647	1,587,626
961765104	WESTWOOD HOLDINGS GROUP INC	29,834	43,709
96208T104	WEX INC	1,054,371	1,544,734
962166104	WEYERHAEUSER CO	2,326,715	3,408,816
963320106	WHIRLPOOL CORP	1,043,915	1,529,416
G9618E107	WHITE MOUNTAINS INSURANCE GROUP LTD	343,672	503,505
966084204	WHITESTONE REIT	70,495	103,280
966387409	WHITING PETROLEUM CORP	195,480	286,394
552074700	WILLIAM LYON HOMES	94,931	139,081
969457100	WILLIAMS COS INC/THE	4,019,592	5,889,012
969904101	WILLIAMS-SONOMA INC	643,587	942,905
G96629103	WILLIS TOWERS WATSON PLC	5,853,494	8,575,819
971375126	WILLSCOT CORP	107,748	157,860
974155103	WINGSTOP INC	290,751	425,972
974250102	WINMARK CORP	38,748	56,768
974637100	WINNEBAGO INDUSTRIES INC	172,817	253,190
97650W108	WINTRUST FINANCIAL CORP	488,331	715,443
97717P104	WISDOMTREE INVESTMENTS INC	97,041	142,172
978097103	WOLVERINE WORLD WIDE INC	300,319	439,991
980745103	WOODWARD INC	722,060	1,057,874
98138H101	WORKDAY INC	3,710,449	5,436,094
98139A105	WORKIVA INC	211,071	309,235
981419104	WORLD ACCEPTANCE CORP	108,703	159,258
981475106	WORLD FUEL SERVICES CORP	299,722	439,116
98156Q108	WORLD WRESTLING ENTERTAINMENT INC	915,727	1,341,611
981558109	WORLDPAY INC	6,191,889	9,071,594
981811102	WORTHINGTON INDUSTRIES INC	207,939	304,646
92936U109	WP CAREY INC	1,570,584	2,301,026

DIVERSIFIED EQUITY FUND
TOTAL INVESTMENTS AS OF JUNE 30, 2019

MARKET VALUE

CUSIP #	COMMON STOCKS - DOMESTIC	QPP	TDA
98212B103	WPX ENERGY INC	\$6,552,176	\$9,599,442
084423102	WR BERKLEY CORP	1,100,090	1,611,717
38388F108	WR GRACE & CO	520,633	762,767
N96617118	WRIGHT MEDICAL GROUP NV	523,936	767,606
929328102	WSFS FINANCIAL CORP	230,716	338,017
384802104	WW GRAINGER INC	1,432,230	2,098,327
98310W108	WYNDHAM DESTINATIONSINC	499,500	731,806
98311A105	WYNDHAM HOTELS & RESORTS INC	649,581	951,687
983134107	WYNN RESORTS LTD	1,460,710	2,140,052
98389B100	XCEL ENERGY INC	4,480,084	6,563,669
98401F105	XENCOR INC	267,983	392,616
984017103	XENIA HOTELS & RESORTS INC	303,068	444,018
984121608	XEROX CORP	803,494	1,177,181
983919101	XILINX INC	3,547,199	5,196,920
98421B100	XPERI CORP	139,097	203,787
983793100	XPO LOGISTICS INC	705,325	1,033,356
98419M100	XYLEM INC/NY	1,792,174	2,625,673
985817105	YELP INC	320,159	469,057
98585X104	YETI HOLDINGS INC	82,008	120,148
98585N106	YEXT INC	236,294	346,189
984241109	Y-MABS THERAPEUTICS INC	42,637	62,467
987184108	YORK WATER CO/THE	44,911	65,798
984249607	YRC WORLDWIDE INC	18,221	26,695
98850P109	YUM CHINA HOLDINGS INC	1,920,186	2,813,220
988498101	YUM! BRANDS INC	5,181,457	7,591,234
98884U108	ZAGG INC	10,783	15,798
98919V105	ZAYO GROUP HOLDINGS INC	842,160	1,233,830
989207105	ZEBRA TECHNOLOGIES CORP	9,316,279	13,649,066
98936J101	ZENDESK INC	1,996,593	2,925,162
98954M101	ZILLOW GROUP INC	271,348	397,546
98954M200	ZILLOW GROUP INC	620,087	908,475
98956P102	ZIMMER BIOMET HOLDINGS INC	2,830,986	4,147,612
989701107	ZIONS BANCORP NA	995,550	1,458,557
98973P101	ZIOPHARM ONCOLOGY INC	70,951	103,948
98974P100	ZIX CORP	44,511	65,212
98978V103	ZOETIS INC	7,639,650	11,192,675
98978L204	ZOGENIX INC	183,017	268,133
98980G102	ZSCALER INC	543,291	795,963
989817101	ZUMIEZ INC	80,284	117,622
98983V106	ZUORA INC	119,645	175,289
98986T108	ZYNGA INC	918,303	1,345,384

**DIVERSIFIED EQUITY FUND
TOTAL INVESTMENTS AS OF JUNE 30, 2019**

		MARKET VALUE	
CUSIP #	COMMON STOCKS - INTERNATIONAL	QPP	TDA
5734672	1&1 DRILLISCH AKTIENGESELLSCHAFT	\$86,545	\$126,795
B1YW440	3I GROUP PLC	709,448	1,039,396
6287250	A2 MILK CO LTD	343,202	502,818
B1W8P14	AALBERTS NV	170,191	249,343
7380062	AAREAL BANK AG	190,191	278,644
7108899	ABB LTD	1,850,568	2,711,225
6292102	ABC-MART INC	113,152	165,776
BYQP136	ABN AMRO BANK NV	442,903	648,887
6545464	ABU DHABI COMMERCIAL BANK PJSC	131,507	192,668
6001728	ABU DHABI ISLAMIC BANK PJSC	17,013	24,926
5852842	ACCOR SA	398,362	583,631
6005214	ACCTON TECHNOLOGY CORP	459,920	673,818
6049784	ACOM CO LTD	211,038	309,188
BK4Q285	ACS ACTIVIDADES DE CONSTRUCCION Y SERVICIOS SA	19,648	28,786
B01FLQ6	ACS ACTIVIDADES DE CONSTRUCCION Y SERVICIOS SA	499,889	732,376
BH57BM3	ADDTECH AB COMMON	129,148	189,211
7110720	ADECCO GROUP AG	478,147	700,522
6006886	ADELAIDE BRIGHTON LTD	181,213	265,490
4031976	ADIDAS AG	3,445,157	5,047,420
B02J639	ADMIRAL GROUP PLC	273,398	400,550
6870490	ADVANTEST CORP	271,495	397,762
BZ1HM42	ADYEN NV	390,617	572,284
B1ZBHG9	AEGEAN AIRLINES SA	22,297	32,668
5927375	AEGON NV	431,828	632,661
BVRZ8L1	AENA SME SA	680,900	997,571
6480048	AEON CO LTD	556,080	814,700
6476218	AEON DELIGHT CO LTD	134,351	196,835
6037734	AEON FINANCIAL SERVICE CO LTD	205,874	301,622
6534202	AEON MALL CO LTD	90,225	132,187
N00985106	AERCAP HOLDINGS NV	306,688	449,321
B1HHKD3	AERCAP HOLDINGS NV	336,743	493,355
B164FY1	AEROPORTS DE PARIS	264,352	387,297
6041122	AFRICAN RAINBOW MINERALS LTD	20,774	30,435
6055208	AGC INC/JAPAN	311,704	456,671
B86S2N0	AGEAS	624,767	915,332
BK1PTB7	AGGREKO PLC	720,967	1,056,271
BSS7GP5	AGL ENERGY LTD	447,784	656,039
2009823	AGNICO EAGLE MINES LTD	491,387	719,920
B4TX8S1	AIA GROUP LTD	11,275,580	16,519,593
BF0L353	AIB GROUP PLC	162,988	238,790

DIVERSIFIED EQUITY FUND
TOTAL INVESTMENTS AS OF JUNE 30, 2019

MARKET VALUE

CUSIP #	COMMON STOCKS - INTERNATIONAL	QPP	TDA
B23DL40	AIR ARABIA PJSC	\$9,111	\$13,348
B1YXBJ7	AIR LIQUIDE SA	6,379,175	9,345,982
6441465	AIR WATER INC	134,067	196,419
4012250	AIRBUS SE	5,122,477	7,504,824
B8FT7R3	AIRMATE CAYMAN INTERNATIONAL CO LTD	302	442
6010702	AISIN SEIKI CO LTD	286,275	419,415
6010906	AJINOMOTO CO INC	378,609	554,691
BFD6SZ0	AK MEDICAL HOLDINGS LTD COMMON	144,917	212,314
B03MN70	AKBANK T.A.S.	247,378	362,428
B1L95G3	AKER BP ASA	147,915	216,706
BQN1C50	AKER SOLUTIONS ASA	53,359	78,175
5458314	AKZO NOBEL NV	6,085	8,915
BJ2KSG2	AKZO NOBEL NV	2,243,376	3,286,718
BZ3DNP6	ALAMOS GOLD INC	157,257	230,394
BJT1GR5	ALCON INC	2,043,602	2,994,034
B0LX3Y2	ALDAR PROPERTIES PJSC	639,311	936,640
7332687	ALFA LAVAL AB	339,875	497,943
2043423	ALFA SAB DE CV	497,553	728,954
6687214	ALFRESA HOLDINGS CORP	234,269	343,222
5231485	ALLIANZ SE	5,855,207	8,578,329
2387701	ALLIED PROPERTIES REAL ESTATE INVESTMENT TRUST	113,850	166,799
6021500	ALPS ALPINE CO LTD	166,285	243,621
B0DJ8Q5	ALSTOM SA	348,795	511,012
B1VP947	ALSTRIA OFFICE REIT-AG	228,290	334,462
5608915	ALTEN SA	385,843	565,290
4907732	ALTRAN TECHNOLOGIES SA	351,729	515,309
6954985	ALUMINA LTD	213,255	312,435
BYYHLZ6	ALVIVA HOLDINGS LIMITED	18,277	26,777
6022105	AMADA HOLDINGS CO LTD	188,029	275,478
B3MSM28	AMADEUS IT GROUP SA	3,143,340	4,605,235
02319V103	AMBEV SA	200,752	294,118
BG804F6	AMBEV SA	229,274	335,903
B09QQ11	AMBUJA CEMENTS LTD	500,397	733,120
6066608	AMCOR PLC	334,976	490,766
2667470	AMERICA MOVIL SAB DE CV	345,454	506,117
6709958	AMP LTD	221,077	323,895
BYZR014	AMUNDI SA	206,608	302,696
6014908	ANA HOLDINGS INC	204,347	299,384
B03MNX6	ANADOLU CAM SANAYII AS	53,151	77,870
B1WVF68	ANDRITZ AG	143,789	210,663

DIVERSIFIED EQUITY FUND
TOTAL INVESTMENTS AS OF JUNE 30, 2019

MARKET VALUE

CUSIP #	COMMON STOCKS - INTERNATIONAL	QPP	TDA
6761000	ANGLO AMERICAN PLATINUM LTD	\$630,592	\$923,866
B1XZS82	ANGLO AMERICAN PLC	3,638,655	5,330,910
BYYHL23	ANHEUSER-BUSCH INBEV SA/NV	3,358,973	4,921,154
6044109	ANRITSU CORP	143,884	210,801
2044619	ANTARCHILE SA	14,539	21,300
0045614	ANTOFAGASTA PLC	338,665	496,171
B1G1854	AOZORA BANK LTD	160,522	235,177
4253048	AP MOLLER - MAERSK A/S	901,049	1,320,107
4253059	AP MOLLER - MAERSK A/S	207,491	303,990
6247306	APA GROUP STAPLED SECURITY	442,433	648,199
5769209	ARCADIS NV	223,457	327,382
B03MP18	ARCELIK AS	110,586	162,017
BYPBS67	ARCELORMITTAL	584,227	855,937
6253983	ARISTOCRAT LEISURE LTD	631,146	924,677
B0Z5YZ2	ARKEMA SA	551,713	808,302
BF0CK44	AROUNDTOWN SA	309,285	453,126
6054409	ASAHI GROUP HOLDINGS LTD	814,173	1,192,826
B019MQ5	ASAHI INTECC CO LTD	330,396	484,055
6054603	ASAHI KASEI CORP	660,921	968,300
6563875	ASCENDAS REAL ESTATE INVESTMENT TRUST	283,953	416,013
0053673	ASHTED GROUP PLC	670,892	982,909
BCRWL65	ASIAN PAINTS LTD	838,548	1,228,537
6002453	ASM PACIFIC TECHNOLOGY LTD	266,364	390,244
B929F46	ASML HOLDING NV	5,482,911	8,032,887
BYPC1T4	ASSA ABLOY AB	1,472,623	2,157,506
4056719	ASSICURAZIONI GENERALI SPA	1,022,269	1,497,703
0673123	ASSOCIATED BRITISH FOODS PLC	552,521	809,486
6134464	ASSORE LTD	24,469	35,848
6985383	ASTELLAS PHARMA INC	1,340,273	1,963,604
046353108	ASTRAZENECA PLC	961,004	1,407,945
0989529	ASTRAZENECA PLC	6,140,295	8,996,005
6051046	ASUSTEK COMPUTER INC	21,223	31,093
6129222	ASX LTD	572,921	839,373
BF7LBH4	ATACADAO SA	32,662	47,853
5860191	ATHENS WATER SUPPLY & SEWAGE CO SA	13,642	19,986
7667163	ATLANTIA SPA	662,344	970,385
BD97BS7	ATLAS COPCO AB	563,486	825,550
BD97BN2	ATLAS COPCO AB	1,061,060	1,554,534
5654781	ATOS SE	393,901	577,096
6288190	AU OPTRONICS CORP	349,938	512,686

DIVERSIFIED EQUITY FUND
TOTAL INVESTMENTS AS OF JUNE 30, 2019

MARKET VALUE

CUSIP #	COMMON STOCKS - INTERNATIONAL	QPP	TDA
B0MBNC3	AUB GROUP LTD	\$111,290	\$163,048
BKX3XG2	AUCKLAND INTERNATIONAL AIRPORT LTD	317,340	464,927
B87CVM3	AURIZON HOLDINGS LTD	376,411	551,471
BPXR7J0	AUSNET SERVICES	258,955	379,389
6065586	AUSTRALIA & NEW ZEALAND BANKING GROUP LTD	3,360,199	4,922,950
BVYVFW2	AUTO TRADER GROUP PLC	316,837	464,190
B5TZQH9	AUTOCANADA INC	66,219	97,016
B1M7PY4	AVANT CORP	358,410	525,099
05367G100	AVIANCA HOLDINGS SA	469	687
0216238	AVIVA PLC	1,043,020	1,528,105
7088429	AXA SA	2,982,686	4,369,865
4647317	AXEL SPRINGER SE	164,874	241,553
6985543	AZBIL CORP	294,259	431,112
B5MN1W0	AZRIELI GROUP LTD	148,858	218,088
BMTRW10	B&M EUROPEAN VALUE RETAIL SA	282,160	413,386
BG36ZK1	B3 SA - BRASIL BOLSA BALCAO	860,229	1,260,301
0263494	BAE SYSTEMS PLC	1,010,844	1,480,965
B6632T7	BAKKAFROST P/F	273,531	400,744
0096162	BALFOUR BEATTY PLC	89,789	131,547
7124594	BALOISE HOLDING AG	730,683	1,070,507
B1HKSV6	BANCA GENERALI SPA	82,196	120,423
5501906	BANCO BILBAO VIZCAYA ARGENTARIA SA	1,844,882	2,702,894
059460303	BANCO BRADESCO SA	2,863,144	4,194,727
BZBZVC7	BANCO BTG PACTUAL SA	311,476	456,337
B1X8QN2	BANCO DE SABADELL SA	282,275	413,555
2328595	BANCO DO BRASIL SA	900,145	1,318,782
5705946	BANCO SANTANDER SA	5,722,050	8,383,244
05968L102	BANCOLOMBIA SA	980,507	1,436,518
B0JDQD4	BANDAI NAMCO HOLDINGS INC	495,037	725,267
BYYH5F4	BANGCHAK CORP PCL	98,740	144,662
6077008	BANGKOK BANK PCL	1,211,678	1,775,201
6075808	BANK HAPOALIM BM	539,232	790,017
6076425	BANK LEUMI LE-ISRAEL BM	529,154	775,252
69367U105	BANK MANDIRI PERSERO TBK PT	51,194	75,003
6651048	BANK MANDIRI PERSERO TBK PT	810,537	1,187,500
6075648	BANK OF EAST ASIA LTD/THE	177,330	259,802
BD1RP61	BANK OF IRELAND GROUP PLC	252,699	370,224
6075756	BANK OF KYOTO LTD/THE	219,969	322,272
2076281	BANK OF NOVA SCOTIA/THE	1,030,868	1,510,301
6076243	BANK OF QUEENSLAND LTD	133,508	195,599

DIVERSIFIED EQUITY FUND
TOTAL INVESTMENTS AS OF JUNE 30, 2019

MARKET VALUE

CUSIP #	COMMON STOCKS - INTERNATIONAL	QPP	TDA
69366X100	BANK RAKYAT INDONESIA PERSERO TBK PT	\$36,227	\$53,075
6709099	BANK RAKYAT INDONESIA PERSERO TBK PT	1,422,782	2,084,485
BZ3C3Q4	BANKIA SA	141,152	206,798
5474008	BANKINTER SA	321,503	471,027
BLD2CY7	BAPCOR LTD	175,759	257,501
3134865	BARCLAYS PLC	2,008,132	2,942,067
0081180	BARRATT DEVELOPMENTS PLC	381,765	559,315
5476929	BARRY CALLEBAUT AG	218,152	319,609
5086577	BASF SE	4,114,121	6,027,504
5069211	BAYER AG	4,581,652	6,712,474
5756029	BAYERISCHE MOTOREN WERKE AG	2,220,891	3,253,776
B1FP891	BBA AVIATION PLC	263,630	386,238
BYQ0JC6	BEAZLEY PLC	209,809	307,386
4082628	BEFIMMO SA	111,715	163,672
5107401	BEIERSDORF AG	2,223,222	3,257,191
07725L102	BEIGENE LTD	219,374	321,400
6090180	BELLE CORP	5,663	8,296
6091280	BENDIGO & ADELAIDE BANK LTD	196,591	288,021
6121927	BENESSE HOLDINGS INC	80,850	118,452
B02L3W3	BERKELEY GROUP HOLDINGS PLC	731,734	1,072,047
6098032	BEZEQ THE ISRAELI TELECOMMUNICATION CORP LTD	116,306	170,398
6144690	BHP GROUP LTD	4,246,818	6,221,916
BH0P3Z9	BHP GROUP PLC	4,587,505	6,721,048
5117381	BILFINGER SE	116,975	171,377
B0D0006	BIM BIRLESIK MAGAZALAR AS	72,898	106,801
6100379	BIMB HOLDINGS BHD	22,637	33,165
6098236	BINGGRAE CO LTD	168,249	246,497
BF0LBX7	BIOMERIEUX	167,981	246,106
088990213	BLACKROCK MONEY MARKET FUND	1	2
092993658	BLACKROCK MSCI EAFE EQUITY INDEX FUND	3,033,070	4,443,682
6533232	BLUESCOPE STEEL LTD	219,577	321,697
B3S98W7	BNK FINANCIAL GROUP INC	136,506	199,992
7309681	BNP PARIBAS SA	3,047,422	4,464,708
B011205	BOARDWALK REAL ESTATE INVESTMENT TRUST	130,674	191,447
6536112	BOC HONG KONG HOLDINGS LTD	711,888	1,042,970
BJV12J7	BOLIDEN AB	340,353	498,644
4572709	BOLLORE SA	188,669	276,415
6218670	BORAL LTD	203,051	297,486
2099084	BORALEX INC	130,278	190,868
B1XF882	BOSKALIS WESTMINSTER	926,587	1,357,522

DIVERSIFIED EQUITY FUND
TOTAL INVESTMENTS AS OF JUNE 30, 2019

MARKET VALUE

CUSIP #	COMMON STOCKS - INTERNATIONAL	QPP	TDA
BVYV180	BOUSTEAD PROJECTS LTD	\$28,880	\$42,311
6207076	BOUSTEAD SINGAPORE LTD	108,079	158,344
4002121	BOUYGUES SA	411,442	602,794
0798059	BP PLC	7,730,747	11,326,139
B1FJ0C0	BRAMBLES LTD	701,819	1,028,219
BZBHBM3	BRAVURA SOLUTIONS LTD	177,535	260,102
B4YVF56	BRENNTAG AG	887,919	1,300,869
10552T107	BRF SA	138,250	202,547
6132101	BRIDGESTONE CORP	1,604,622	2,350,895
0287580	BRITISH AMERICAN TOBACCO PLC	4,002,544	5,864,036
0136701	BRITISH LAND CO PLC/THE	322,051	471,830
B0N8QD5	BRITVIC PLC	123,001	180,207
6146500	BROTHER INDUSTRIES LTD	205,182	300,607
BN573R4	BRUNEL INTERNATIONAL NV	120,857	177,065
3091357	BT GROUP PLC	1,616,412	2,368,167
B07ZBW6	BUCHER INDUSTRIES AG	155,530	227,864
B0744B3	BUNZL PLC	433,621	635,288
3174300	BURBERRY GROUP PLC	496,960	728,084
B28DTJ6	BUREAU VERITAS SA	351,596	515,116
5782206	BUZZI UNICEM SPA	505,459	740,536
6156617	BYUCKSAN CORP	42,434	62,169
B011Y09	C&C GROUP PLC	221,613	324,680
2162760	CAE INC	1,016,489	1,489,235
BF062T5	CAFE24 CORP	202,238	296,295
6C5971S	CAIRN HOMES PLC	46,908	68,724
BF2NP06	CAIRN HOMES PLC	24,186	35,435
BWY4ZF1	CAIRN HOMES PLC	125,591	184,000
B283W97	CAIXABANK SA	783,450	1,147,815
B3TBRZ8	CALBEE INC	112,694	165,105
6161503	CALTEX AUSTRALIA LTD	212,520	311,358
136375102	CANADIAN NATIONAL RAILWAY CO	59,969	87,860
2210959	CANADIAN NATIONAL RAILWAY CO	1,471,587	2,155,988
B18P4F6	CANFOR CORP	71,535	104,805
6172323	CANON INC	2,236,581	3,276,763
2174312	CAP SA	366,993	537,673
6173694	CAPCOM CO LTD	274,337	401,924
4163437	CAPGEMINI SE	1,386,015	2,030,619
B011YD2	CAPITALAND COMMERCIAL TRUST	202,809	297,131
6309303	CAPITALAND LTD	350,719	513,830
6420129	CAPITALAND MALL TRUST	234,797	343,996
5922961	CARL ZEISS MEDITEC AG	196,711	288,197

DIVERSIFIED EQUITY FUND
TOTAL INVESTMENTS AS OF JUNE 30, 2019

MARKET VALUE

CUSIP #	COMMON STOCKS - INTERNATIONAL	QPP	TDA
4169219	CARLSBERG A/S	\$1,282,101	\$1,878,376
3121522	CARNIVAL PLC	961,610	1,408,832
5641567	CARREFOUR SA	569,046	833,696
4178419	CASINO GUICHARD PERRACHON SA	100,229	146,843
6178967	CASIO COMPUTER CO LTD	117,928	172,773
6425663	CATHAY FINANCIAL HOLDING CO LTD	95,146	139,396
6179733	CATHAY REAL ESTATE DEVELOPMENT CO LTD	25,703	37,657
BX90C05	CELLNEX TELECOM SA	1,087,163	1,592,777
151290889	CEMEX SAB DE CV	30,551	44,760
2488671	CEMEX SAB DE CV	533,328	781,367
2311120	CENTRAIS ELETRICAS BRASILEIRAS SA	125,398	183,717
6183552	CENTRAL JAPAN RAILWAY CO	1,672,578	2,450,456
6271372	CENTRAL REINSURANCE CO LTD	27,909	40,889
B033F22	CENTRICA PLC	320,134	469,021
BNGN809	CERVED GROUP SPA	82,038	120,192
6726300	CHALLENGER LTD	256,839	376,290
2181334	CHECK POINT SOFTWARE TECHNOLOGIES LTD	702,350	1,028,997
M22465104	CHECK POINT SOFTWARE TECHNOLOGIES LTD	797,011	1,167,682
6190563	CHIBA BANK LTD/THE	155,135	227,285
6189657	CHINA AIRLINES LTD	94,818	138,915
5962280	CHOCOLADEFABRIKEN LINDT & SPRUENGLI AG	403,882	591,718
5962309	CHOCOLADEFABRIKEN LINDT & SPRUENGLI AG	421,257	617,174
6511788	CHONG HONG CONSTRUCTION CO LTD	131,729	192,994
B573M11	CHR HANSEN HOLDING A/S	490,849	719,132
6195609	CHUBU ELECTRIC POWER CO INC	513,699	752,608
6196408	CHUGAI PHARMACEUTICAL CO LTD	741,204	1,085,921
6195900	CHUGOKU ELECTRIC POWER CO INC/THE	182,563	267,469
204429104	CIA CERVECERIAS UNIDAS SA	295,326	432,675
B1YCHL8	CIA DE SANEAMENTO BASICO DO ESTADO DE	362,291	530,784
BF0WB74	CIA DE SANEAMENTO DO PARANA	300,637	440,457
2176976	CIA MINERA AUTLAN SAB DE CV	6,050	8,864
B019KX8	CIA SIDERURGICA NACIONAL SA	502,937	736,842
7380482	CIE DE SAINT-GOBAIN	959,329	1,405,491
BCRWZ18	CIE FINANCIERE RICHEMONT SA	3,547,742	5,197,716
4588364	CIE GENERALE DES ETABLISSEMENTS MICHELIN SCA	1,914,537	2,804,943
6075745	CIMB GROUP HOLDINGS BHD	32,806	48,064
BX17Q13	CIMIC GROUP LTD	161,322	236,349
6197928	CITY DEVELOPMENTS LTD	159,055	233,028
6313940	CITY UNION BANK LTD	434,816	637,038
BYZQ077	CK ASSET HOLDINGS LTD	1,336,750	1,958,442

DIVERSIFIED EQUITY FUND
TOTAL INVESTMENTS AS OF JUNE 30, 2019

MARKET VALUE

CUSIP #	COMMON STOCKS - INTERNATIONAL	QPP	TDA
BW9P816	CK HUTCHISON HOLDINGS LTD	\$1,316,693	\$1,929,057
BYVS6J1	CK INFRASTRUCTURE HOLDINGS LTD	546,600	800,810
7113990	CLARIANT AG	200,566	293,844
6097017	CLP HOLDINGS LTD	1,104,816	1,618,641
BDSV2V0	CNH INDUSTRIAL NV	616,775	903,623
5543986	CNP ASSURANCES	200,552	293,825
B07KD36	COBHAM PLC	466,596	683,600
6123451	COCA-COLA AMATIL LTD	175,132	256,582
6163286	COCA-COLA BOTTLERS JAPAN HOLDINGS INC	172,206	252,295
G25839104	COCA-COLA EUROPEAN PARTNERS PLC	552,573	809,562
BYQQ3P5	COCA-COLA EUROPEAN PARTNERS PLC	580,380	850,301
B9895B7	COCA-COLA HBC AG	375,378	549,957
B058ZV4	COCA-COLA ICECEK AS	64,477	94,463
6211798	COCHLEAR LTD	426,532	624,902
BYWR0T5	COLES GROUP LTD	519,872	761,653
B8FMRX8	COLOPLAST A/S	657,243	962,912
5806225	COLRUYT SA	168,286	246,552
6603737	COMFORTDELGRO CORP LTD	221,058	323,866
201712304	COMMERCIAL INTERNATIONAL BANK EGYPT SAE	5,914	8,665
B90LKT4	COMMERZBANK AG	356,708	522,605
6215035	COMMONWEALTH BANK OF AUSTRALIA	5,995,142	8,783,344
BD6K457	COMPASS GROUP PLC	3,786,761	5,547,897
5094536	COMPUGROUP MEDICAL SE	409,289	599,640
6180412	COMPUTERSHARE LTD	287,647	421,425
BD97JW7	CONCORDIA FINANCIAL GROUP LTD	204,495	299,600
B15C4L6	CONSTELLATION SOFTWARE INC/CANADA	453,688	664,688
B28J1X2	CONSTRUTORA TENDA SA	32,257	47,260
6152529	CONTACT ENERGY LTD	110,584	162,014
4598589	CONTINENTAL AG	799,190	1,170,874
P31076105	COPA HOLDINGS SA	533,558	781,703
G25343107	COSAN LTD	53,219	77,970
B99J4M0	COSCO CAPITAL INC	6,629	9,712
2228952	COTT CORP	192,760	282,408
BYTBWY9	COVESTRO AG	437,945	641,624
7745638	COVIVIO	232,046	339,965
4722667	CRAMO OYJ	163,416	239,417
G2519Y108	CREDICORP LTD	1,435,325	2,102,861
7262610	CREDIT AGRICOLE	699,320	1,024,557
6591809	CREDIT SAISON CO LTD	91,248	133,686
7171589	CREDIT SUISSE GROUP AG	1,526,686	2,236,712

**DIVERSIFIED EQUITY FUND
TOTAL INVESTMENTS AS OF JUNE 30, 2019**

MARKET VALUE

CUSIP #	COMMON STOCKS - INTERNATIONAL	QPP	TDA
4182249	CRH PLC	\$2,957,825	\$4,333,441
BJFFLV0	CRODA INTERNATIONAL PLC	765,716	1,121,833
B29LCJ0	CROWN RESORTS LTD	166,725	244,265
6185495	CSL LTD	3,391,224	4,968,405
6220501	CYBERAGENT INC	175,436	257,027
M2682V108	CYBERARK SOFTWARE LTD	235,234	344,636
2189855	CYRELA BRAZIL REALTY SA EMPREENDIMENTOS E	217,369	318,462
6249584	DAELIM INDUSTRIAL CO LTD	67,565	98,988
6211732	DAEWOO SHIPBUILDING & MARINE ENGINEERING CO LTD	49,160	72,024
6249799	DAH SING FINANCIAL HOLDINGS LTD	171,936	251,899
6250906	DAI NIPPON PRINTING CO LTD	259,844	380,691
6250542	DAICEL CORP	225,052	329,718
6250025	DAIFUKU CO LTD	305,788	448,003
B601QS4	DAI-ICHI LIFE HOLDINGS INC	815,313	1,194,496
B0J7D91	DAIICHI SANKYO CO LTD	1,648,426	2,415,072
6253132	DAIICHIKOSHO CO LTD	219,925	322,207
6250724	DAIKIN INDUSTRIES LTD	2,836,245	4,155,317
BJVSF22	DAIKYONISHIKAWA CORP	135,174	198,041
5529027	DAIMLER AG	2,541,461	3,723,437
6180274	DAIRY FARM INTERNATIONAL HOLDINGS LTD	115,449	169,142
6250508	DAITO TRUST CONSTRUCTION CO LTD	447,485	655,601
6251363	DAIWA HOUSE INDUSTRY CO LTD	834,827	1,223,085
B0Z6WY0	DAIWA HOUSE REIT INVESTMENT CORP	209,621	307,111
B0LNTF5	DAIWA OFFICE INVESTMENT CORP	185,568	271,872
6251448	DAIWA SECURITIES GROUP INC	331,582	485,793
B3SQ798	DANAWA CO LTD	126,660	185,567
B1Y9TB3	DANONE SA	3,668,322	5,374,374
4588825	DANSKE BANK A/S	526,292	771,058
4067164	DASSAULT AVIATION SA	173,387	254,025
5330047	DASSAULT SYSTEMES SE	1,447,535	2,120,751
BZ4CMZ5	DAVIDE CAMPARI-MILANO SPA	278,500	408,025
6155937	DB INSURANCE CO LTD	271,017	397,061
6175203	DBS GROUP HOLDINGS LTD	2,587,024	3,790,189
0242493	DCC PLC	457,772	670,671
0963318	DECHRA PHARMACEUTICALS PLC	167,870	245,943
BZCNB42	DELIVERY HERO SE	446,357	653,947
BZ01RF1	DEMANT A/S	187,014	273,990
6640381	DENSO CORP	2,527,743	3,703,338
6416281	DENTSU INC	368,791	540,307
5750355	DEUTSCHE BANK AG	747,110	1,094,574

DIVERSIFIED EQUITY FUND
TOTAL INVESTMENTS AS OF JUNE 30, 2019

MARKET VALUE

CUSIP #	COMMON STOCKS - INTERNATIONAL	QPP	TDA
7021963	DEUTSCHE BOERSE AG	\$1,847,553	\$2,706,807
5287488	DEUTSCHE LUFTHANSA AG	199,599	292,427
4617859	DEUTSCHE POST AG	1,609,250	2,357,676
5842359	DEUTSCHE TELEKOM AG	2,876,623	4,214,475
B0YZ0Z5	DEUTSCHE WOHNEN SE	646,144	946,650
4557847	DEUTZ AG	237,999	348,687
0267043	DEVRO PLC	76,511	112,094
B033YN6	DEXUS	495,162	725,450
0237400	DIAGEO PLC	9,296,958	13,620,759
BY9D0Y1	DIRECT LINE INSURANCE GROUP PLC	282,329	413,633
6270948	DISCO CORP	345,608	506,342
6254878	D-LINK CORP	22,662	33,202
4263304	DNB ASA	886,218	1,298,378
B07SFG7	DOMINO'S PIZZA ENTERPRISES LTD	85,300	124,970
B17GVR1	DONGWOO FARM TO TABLE CO LTD	20,212	29,612
BYX9GP8	DOOSAN BOBCAT INC	386,705	566,552
6510989	DOUZONE BIZON CO LTD	45,302	66,371
BGHVXC0	DRILLING CO OF 1972 A/S/THE	54,916	80,456
B1WT5G2	DSV A/S	869,076	1,273,263
B0R80X9	DUFRY AG	306,905	449,639
4942904	E.ON SE	2,205,543	3,231,291
6298542	EAST JAPAN RAILWAY CO	2,240,073	3,281,879
B7KR2P8	EASYJET PLC	100,994	147,963
6302700	EBARA CORP	33,092	48,482
6345783	ECLAT TEXTILE CO LTD	338,057	495,280
279158109	ECOPETROL SA	480,608	704,127
977588S	ECOSYNTHETIX INC	33,594	49,218
B62G1B5	EDENRED	1,168,199	1,711,501
4103596	EDP - ENERGIAS DE PORTUGAL SA	473,666	693,957
B13X013	EIFFAGE SA	384,041	562,649
6307200	EISAI CO LTD	1,431,411	2,097,127
6308913	ELBIT SYSTEMS LTD	183,407	268,705
B02Q328	ELECTRIC POWER DEVELOPMENT CO LTD	164,549	241,076
B0NJ17	ELECTRICITE DE FRANCE SA	378,984	555,241
B1KKBX6	ELECTROLUX AB	295,751	433,298
0241854	ELEMENTIS PLC	192,967	282,712
BN40H61	ELIOR GROUP SA	156,054	228,632
5701513	ELISA OYJ	357,210	523,340
B01RM25	EMAAR PROPERTIES PJSC	383,897	562,439
2196015	EMPRESAS CMPC SA	179,450	262,908

DIVERSIFIED EQUITY FUND
TOTAL INVESTMENTS AS OF JUNE 30, 2019

MARKET VALUE

CUSIP #	COMMON STOCKS - INTERNATIONAL	QPP	TDA
2196026	EMPRESAS COPEC SA	\$183,652	\$269,064
7635610	EMS-CHEMIE HOLDING AG	282,807	414,335
7383072	ENAGAS SA	291,548	427,140
29260V105	ENDAVA PLC	65,421	95,846
5271782	ENDESA SA	397,665	582,610
29278D105	ENEL CHILE SA	221,002	323,785
7144569	ENEL SPA	2,831,417	4,148,244
B0C2CQ3	ENGIE SA	2,175,293	3,186,972
7145056	ENI SPA	2,805,491	4,110,260
B3XDDH4	ENTERTAINMENT ONE LTD	124,701	182,697
BRJ2VC4	ENTRA ASA	134,547	197,122
BDZV116	EPIROC AB	536,043	785,345
BDZV127	EPIROC AB	179,951	263,642
7133608	EQUINOR ASA	979,077	1,434,424
B03MS97	EREGLI DEMIR VE CELIK FABRIKALARI TAS	327,444	479,731
5289837	ERSTE GROUP BANK AG	904,846	1,325,669
BD3VRJ8	ESSILORLUXOTTICA SA	590,914	865,734
7212477	ESSILORLUXOTTICA SA	2,061,101	3,019,672
BF1K7P7	ESSITY AB	1,575,187	2,307,769
B2R3S78	ESSO THAILAND PCL	60,090	88,037
B23PBF7	ESTACIO PARTICIPACOES SA	280,416	410,832
7042395	EURAZEO SE	138,744	203,270
4798271	EUROCOMMERCIAL PROPERTIES NV	137,180	200,979
5972643	EUROFINS SCIENTIFIC SE	254,689	373,139
B04M8J6	EURONAV NV	163,700	239,833
B38564108	EURONAV NV	440,844	645,870
B0M7KJ7	EUTELSAT COMMUNICATIONS SA	171,189	250,805
6186023	EVA AIRWAYS CORP	39,660	58,105
B5ZQ9D3	EVONIK INDUSTRIES AG	268,971	394,063
B71N6K8	EVRAZ PLC	211,601	310,012
BYSLCX9	EXOR NV	391,311	573,301
B19NLV4	EXPERIAN PLC	3,502,831	5,131,917
BFM6T36	FABEGE AB	148,595	217,702
6331276	FAMILYMART UNY HOLDINGS CO LTD	299,018	438,084
6356934	FANUC CORP	2,489,691	3,647,589
6332439	FAST RETAILING CO LTD	1,742,217	2,552,482
4400446	FAURECIA SA	172,457	252,663
6336055	FENG TAY ENTERPRISE CO LTD	71,972	105,445
BJVNSS4	FERGUSON PLC	832,077	1,219,057
BD6G507	FERRARI NV	1,343,301	1,968,039

DIVERSIFIED EQUITY FUND
TOTAL INVESTMENTS AS OF JUNE 30, 2019

MARKET VALUE

CUSIP #	COMMON STOCKS - INTERNATIONAL	QPP	TDA
B038516	FERROVIAL SA	\$617,600	\$904,832
BRJFWP3	FIAT CHRYSLER AUTOMOBILES NV	748,297	1,096,313
BVFMGM1	FIDUCIAN GROUP LTD	447,376	655,440
B66CTX7	FILA KOREA LTD	79,008	115,752
BNGN9Z1	FINECOBANK BANCA FINECO SPA	499,919	732,421
6624471	FIRST ABU DHABI BANK PJSC	1,042,115	1,526,778
B0XNCB0	FIRST GEN CORP	8,002	11,723
2347608	FIRST QUANTUM MINERALS LTD	399,586	585,424
6606996	FIRSTRAND LTD	777,596	1,139,238
6340250	FISHER & PAYKEL HEALTHCARE CORP LTD	289,585	424,265
BD96RV9	FITTECH CO LTD	11,904	17,440
6341606	FLETCHER BUILDING LTD	138,837	203,407
6352147	FLIGHT CENTRE TRAVEL GROUP LTD	84,787	124,220
B28V440	FLUIDRA SA	126,959	186,004
BWT6H89	FLUTTER ENTERTAINMENT PLC	304,072	445,489
344419106	FOMENTO ECONOMICO MEXICANO SAB DE CV	179,206	262,550
6086253	FORTESCUE METALS GROUP LTD	433,915	635,718
5579550	FORTUM OYJ	501,077	734,117
B5T50H7	FORTUNE REAL ESTATE INVESTMENT TRUST	194,543	285,021
6329947	FP CORP	205,350	300,853
7107551	FRAPORT AG FRANKFURT AIRPORT SERVICES WORLDWIDE	156,699	229,577
5129074	FRESENIUS MEDICAL CARE AG & CO KGAA	830,841	1,217,246
4352097	FRESENIUS SE & CO KGAA	1,125,251	1,648,580
B2QPKJ1	FRESNILLO PLC	134,909	197,652
B18TLC4	FRONTKEN CORP BHD	50,225	73,583
6411673	FUBON FINANCIAL HOLDING CO LTD	709,074	1,038,849
B096LW7	FUGRO NV DUTCH CERT	227,646	333,520
6356592	FUJI CORP/AICHI	76,349	111,856
6356365	FUJI ELECTRIC CO LTD	233,151	341,584
6356525	FUJIFILM HOLDINGS CORP	1,283,191	1,879,974
6356945	FUJITSU LTD	667,240	977,558
B1TK1Y8	FUKUOKA FINANCIAL GROUP INC	153,803	225,334
6133405	GAIL INDIA LTD	1,410,867	2,067,029
6465874	GALAXY ENTERTAINMENT GROUP LTD	722,121	1,057,963
B1FW751	GALP ENERGIA SGPS SA	1,111,873	1,628,979
BQS10J5	GAMMA COMMUNICATIONS PLC	409,489	599,933
4557104	GEA GROUP AG	216,100	316,603
B1WGG93	GEBERIT AG	879,420	1,288,418
7742468	GECINA SA	339,277	497,067
4595739	GENMAB A/S	577,169	845,596

DIVERSIFIED EQUITY FUND
TOTAL INVESTMENTS AS OF JUNE 30, 2019

MARKET VALUE

CUSIP #	COMMON STOCKS - INTERNATIONAL	QPP	TDA
BDRTVP2	GENTING SINGAPORE LTD	\$199,946	\$292,937
0207458	GENUS PLC	120,787	176,962
B292JQ9	GETLINK SE	364,748	534,383
5249080	GIMV NV	4	5
5980613	GIVAUDAN SA	1,307,623	1,915,768
B4PH0C5	GJENSIDIGE FORSIKRING ASA	205,392	300,915
0925288	GLAXOSMITHKLINE PLC	4,974,748	7,288,389
B4T3BW6	GLENORE PLC	1,915,094	2,805,760
6170167	GMO INTERNET INC	205,516	301,096
B06CMQ9	GMO PAYMENT GATEWAY INC	705,269	1,033,273
6123343	GOLDCREST CO LTD	58,777	86,113
6164472	GOLDEN AGRI-RESOURCES LTD	79,302	116,184
B03FYZ4	GOODMAN GROUP	1,456,451	2,133,813
6365866	GPT GROUP/THE	405,865	594,623
BF5H9P8	GREAT PORTLAND ESTATES PLC	147,680	216,362
BYY3DX6	GRIFOLS SA	452,004	662,221
7097328	GROUPE BRUXELLES LAMBERT SA	380,799	557,899
40053W101	GRUPO AVAL ACCIONES Y VALORES	53,976	79,079
2421041	GRUPO FINANCIERO BANORTE SAB DE CV	812,988	1,191,090
6537096	GS ENGINEERING & CONSTRUCTION CORP	94,917	139,060
B5VQMV6	GVC HOLDINGS PLC	254,495	372,855
7085259	H LUNDBECK A/S	140,073	205,218
B03N0C7	HACI OMER SABANCI HOLDING AS	273,521	400,730
B05LZ02	HAKUHODO DY HOLDINGS INC	413,389	605,647
0405207	HALMA PLC	482,895	707,478
6405870	HAMAMATSU PHOTONICS KK	281,978	413,119
B0RNR5	HANA FINANCIAL GROUP INC	788,218	1,154,801
6155227	HANDSOME CO LTD	30,050	44,026
6030506	HANG LUNG PROPERTIES LTD	253,076	370,776
6408374	HANG SENG BANK LTD	959,439	1,405,652
6408664	HANKYU HANSHIN HOLDINGS INC	418,313	612,860
4511809	HANNOVER RUECK SE	979,668	1,435,289
6243252	HANSEN TECHNOLOGIES LTD	120,811	176,997
B4QNCX7	HARDWOODS DISTRIBUTION INC	395,391	579,278
B1VZ0M2	HARGREAVES LANSDOWN PLC	337,962	495,141
6173508	HARVEY NORMAN HOLDINGS LTD	83,249	121,967
6294896	HCL TECHNOLOGIES LTD	237,848	348,465
5120679	HEIDELBERGCEMENT AG	599,896	878,895
B0CCH46	HEINEKEN HOLDING NV	594,604	871,141
6397803	HEINEKEN MALAYSIA BHD	2,937	4,302

DIVERSIFIED EQUITY FUND
TOTAL INVESTMENTS AS OF JUNE 30, 2019

MARKET VALUE

CUSIP #	COMMON STOCKS - INTERNATIONAL	QPP	TDA
7792559	HEINEKEN NV	\$2,809,420	\$4,116,017
5475658	HELLENIC PETROLEUM SA	210,793	308,827
5051605	HELLENIC TELECOMMUNICATIONS ORGANIZATION SA	766,474	1,122,944
BHBFFY1	HEMBLA AB	150,648	220,712
6420538	HENDERSON LAND DEVELOPMENT CO LTD	662,054	969,960
5002465	HENKEL AG & CO KGAA	934,896	1,369,694
5687431	HENNES & MAURITZ AB	708,405	1,037,868
5253973	HERMES INTERNATIONAL	1,320,938	1,935,276
B1XF2L2	HEXAGON AB	705,699	1,033,904
B07LTC0	HEXAWARE TECHNOLOGIES LTD	301,986	442,432
BXBZB01	HEXPOL AB	143,402	210,095
BGHQ198	HIBERNIA REIT PLC	176,326	258,331
6416322	HIKARI TSUSHIN INC	241,675	354,072
6643476	HI-LEX CORP	57,450	84,169
6100476	HINDUSTAN PETROLEUM CORP LTD	137,978	202,148
6428305	HINO MOTORS LTD	113,845	166,792
6428725	HIROSE ELECTRIC CO LTD	473,561	693,803
6428907	HISAMITSU PHARMACEUTICAL CO INC	107,984	158,204
6429126	HITACHI CHEMICAL CO LTD	148,512	217,582
6429405	HITACHI CONSTRUCTION MACHINERY CO LTD	158,555	232,295
6642804	HITACHI HIGH-TECHNOLOGIES CORP	184,293	270,003
6429104	HITACHI LTD	2,477,008	3,629,008
6429201	HITACHI METALS LTD	126,879	185,888
BJ3WDZ1	HK ELECTRIC INVESTMENTS & HK ELECTRIC INVESTMENTS	142,263	208,426
B4TXDZ3	HKT TRUST AND HKT LTD SHARE STAPLED UNIT	304,957	446,785
5108664	HOCHTIEF AG	148,895	218,143
6439040	HOGY MEDICAL CO LTD	2,181	3,196
6438564	HON HAI PRECISION INDUSTRY CO LTD	763,316	1,118,317
6435145	HONDA MOTOR CO LTD	3,185,280	4,666,681
6436557	HONG KONG & CHINA GAS CO LTD	1,111,622	1,628,612
6267359	HONG KONG EXCHANGES & CLEARING LTD	2,235,061	3,274,536
6436892	HONG LEONG BANK BHD	226,961	332,515
6436450	HONG LEONG FINANCIAL GROUP BHD	1,326	1,943
6434915	HONGKONG LAND HOLDINGS LTD	1,063,884	1,558,671
B3FF8W8	HOSHIZAKI CORP	198,031	290,131
6171900	HOUSING DEVELOPMENT FINANCE CORP LTD	3,261,985	4,779,059
6441506	HOYA CORP	3,702,532	5,424,494
6158163	HSBC HOLDINGS PLC	1,344,670	1,970,044
0540528	HSBC HOLDINGS PLC	8,338,660	12,216,779
B05BDX1	HUBBAY MINERALS INC	114,871	168,295

DIVERSIFIED EQUITY FUND
TOTAL INVESTMENTS AS OF JUNE 30, 2019

MARKET VALUE

CUSIP #	COMMON STOCKS - INTERNATIONAL	QPP	TDA
BZ1G175	HUGEL INC	\$147,700	\$216,392
B88MHC4	HUGO BOSS AG	448,443	657,004
6805317	HULIC CO LTD	105,432	154,466
B12PJ24	HUSQVARNA AB	208,087	304,864
6449629	HYSAN DEVELOPMENT CO LTD	154,576	226,466
B0V3XR5	HYUNDAI GLOVIS CO LTD	133,180	195,119
B01LXY6	HYUNDAI MARINE & FIRE INSURANCE CO LTD	223,095	326,852
B288C92	IBERDROLA SA	4,467,052	6,544,575
6456102	IBIDEN CO LTD	156,525	229,321
BFLXFX0	IBNSINA PHARMA SAE	348,368	510,385
BYXJC27	IBSTOCK PLC	145,353	212,953
B0S1651	ICA GRUPPEN AB	192,694	282,312
4554406	ICADE	141,085	206,700
BYXH7P9	ICICI LOMBARD GENERAL INSURANCE CO LTD	323,085	473,344
BYXL8H0	ICICI PRUDENTIAL LIFE INSURANCE CO LTD	848,216	1,242,702
B1FF8P7	IDEMITSU KOSAN CO LTD	480,538	704,025
6466985	IHI CORP	186,142	272,713
BFDTBS3	IIDA GROUP HOLDINGS CO LTD	124,716	182,719
7759435	ILIAD SA	140,459	205,783
4557999	IMA INDUSTRIA MACCHINE AUTOMATICHE SPA	168,594	247,004
BNCBD46	IMCD NV	467,037	684,246
B011GL4	IMERYS SA	99,613	145,941
BGLP8L2	IMI PLC	565,776	828,906
0454492	IMPERIAL BRANDS PLC	1,116,144	1,635,237
6459219	INABA DENKI SANGYO CO LTD	178,264	261,170
B61TVQ0	INCHCAPE PLC	189,447	277,555
6673042	INCITEC PIVOT LTD	386,937	566,893
6439567	INDEPENDENCE GROUP NL	235,256	344,668
B98CG57	INDIABULLS HOUSING FINANCE LTD	108,897	159,543
B1TRMQ8	INDIABULLS REAL ESTATE LTD	200,499	293,747
6253767	INDIAN OIL CORP LTD	163,582	239,660
BD9PXD0	INDRAPRASTHA GAS LTD	688,103	1,008,124
BP9DL90	INDUSTRIA DE DISENO TEXTIL SA	1,632,768	2,392,131
6462972	INDUSTRIAL BANK OF KOREA	273,826	401,177
B1FJ6T9	INDUSTRIAS BACHOCO SAB DE CV	13,077	19,159
B1VSK54	INDUSTRIVARDEN AB	183,296	268,543
5889505	INFINEON TECHNOLOGIES AG	1,101,885	1,614,347
B1685L0	INFO EDGE INDIA LTD	686,229	1,005,379
BMJ6DW5	INFORMA PLC	909,011	1,331,771
456788108	INFOSYS LTD	657,871	963,832

DIVERSIFIED EQUITY FUND
TOTAL INVESTMENTS AS OF JUNE 30, 2019

MARKET VALUE

CUSIP #	COMMON STOCKS - INTERNATIONAL	QPP	TDA
BZ57390	ING GROEP NV	\$3,589,724	\$5,259,221
4196897	INGENICO GROUP SA	261,987	383,832
BD0PJ08	INMOBILIARIA COLONIAL SOCIMI SA	193,059	282,847
BDCFZS6	INNOGY SE	34,935	51,182
BG0SC98	INNOGY SE	277,492	406,548
B10RB15	INPEX CORP	444,361	651,023
6456221	INSAS BHD	12,286	18,000
6271026	INSURANCE AUSTRALIA GROUP LTD	678,639	994,259
B04YJV1	INTACT FINANCIAL CORP	866,290	1,269,182
BHJYC05	INTERCONTINENTAL HOTELS GROUP PLC	582,716	853,724
BYT1DJ1	INTERMEDIATE CAPITAL GROUP PLC	360,134	527,624
B05H328	INTERNET INITIATIVE JAPAN INC	33,252	48,717
3163836	INTERTEK GROUP PLC	549,236	804,674
4076836	INTESA SANPAOLO SPA	2,208,376	3,235,440
B17BBQ5	INVESTEC PLC	223,811	327,901
5679591	INVESTOR AB	1,106,511	1,621,123
BH7JFJ2	IOI PROPERTIES GROUP BHD	23,431	34,329
B0R7JF1	IPSEN SA	263,574	386,156
B188NJ2	IPSOS	134,716	197,369
BV8TBH9	IR JAPAN HOLDINGS LTD	401,588	588,358
BYZ6D56	IRB BRASIL RESSEGUROS S/A	683,712	1,001,691
6297497	IRESS LTD	327,727	480,145
BLP5857	IRISH CONTINENTAL GROUP PLC	57,855	84,763
B2Q4CL4	ISETAN MITSUKOSHI HOLDINGS LTD	151,067	221,324
46432F842	ISHARES CORE MSCI EAFE ETF ETP	1,833,451	2,686,147
6455530	ISRAEL CHEMICALS LTD	184,402	270,163
6451271	ISRAEL DISCOUNT BANK LTD	235,271	344,691
BKJ9RT5	ISS A/S	239,579	351,002
6467104	ISUZU MOTORS LTD	322,750	472,854
465562106	ITAU UNIBANCO HOLDING SA	870,840	1,275,847
6467803	ITOCHU CORP	1,574,822	2,307,235
6200194	ITOCHU TECHNO-SOLUTIONS CORP	122,191	179,020
3398649	ITV PLC	240,976	353,048
B23TC12	J FRONT RETAILING CO LTD	144,850	212,217
B019KW7	J SAINSBURY PLC	208,144	304,947
B60QWJ2	JAMES HARDIE INDUSTRIES PLC	276,760	405,475
B8BRV46	JAPAN AIRLINES CO LTD	168,306	246,582
6472175	JAPAN AIRPORT TERMINAL CO LTD	104,005	152,376
6743882	JAPAN EXCHANGE GROUP INC	403,942	591,806
6093491	JAPAN LIFELINE CO LTD	263,700	386,341

DIVERSIFIED EQUITY FUND
TOTAL INVESTMENTS AS OF JUNE 30, 2019

MARKET VALUE

CUSIP #	COMMON STOCKS - INTERNATIONAL	QPP	TDA
BYT8165	JAPAN POST BANK CO LTD	\$218,357	\$319,910
BYT8143	JAPAN POST HOLDINGS CO LTD	904,570	1,325,265
6528175	JAPAN PRIME REALTY INVESTMENT CORP	187,383	274,530
6397580	JAPAN REAL ESTATE INVESTMENT CORP	407,201	596,581
6513342	JAPAN RETAIL FUND INVESTMENT CORP	270,640	396,508
6474535	JAPAN TOBACCO INC	2,068,666	3,030,754
6242260	JARDINE CYCLE & CARRIAGE LTD	138,957	203,583
6472119	JARDINE MATHESON HOLDINGS LTD	2,258,675	3,309,133
6472960	JARDINE STRATEGIC HOLDINGS LTD	412,798	604,781
B1V74X7	JBS SA	747,308	1,094,863
7136663	JCDECAUX SA	414,302	606,985
B0RKHN4	JDC GROUP AG	343,605	503,408
B1Y1SQ7	JERONIMO MARTINS SGPS SA	209,373	306,748
6543792	JFE HOLDINGS INC	373,387	547,040
6473468	JGC CORP	323,893	474,529
B18D6G5	JINS HOLDINGS INC	133,526	195,626
B5N0P84	JOHN WOOD GROUP PLC	359,322	526,434
BZ4BQC7	JOHNSON MATTHEY PLC	392,807	575,492
0476281	JOHNSON SERVICE GROUP PLC	425,734	623,733
6470986	JSR CORP	399,363	585,098
6497082	JTEKT CORP	139,741	204,732
B4R2R50	JULIUS BAER GROUP LTD	1,028,490	1,506,818
BKX5CN8	JUST EAT PLC	510,672	748,174
B627LW9	JXTG HOLDINGS INC	1,073,673	1,573,014
B0386J1	JYSKE BANK A/S	134,669	197,301
6481320	KAJIMA CORP	293,988	430,714
6689533	KAKAKU.COM INC	143,379	210,061
6482668	KAMIGUMI CO LTD	144,295	211,403
6483360	KANEKA CORP	111,115	162,792
6483489	KANSAI ELECTRIC POWER CO INC/THE	394,155	577,468
6483746	KANSAI PAINT CO LTD	206,849	303,050
6483809	KAO CORP	1,866,738	2,734,914
6364766	KASIKORNBANK PCL	847,139	1,241,124
6484620	KAWASAKI HEAVY INDUSTRIES LTD	175,474	257,083
4497749	KBC GROUP NV	1,772,739	2,597,199
6248990	KDDI CORP	3,024,911	4,431,727
6487232	KEIHAN HOLDINGS CO LTD	206,097	301,948
6487306	KEIKYU CORP	174,946	256,309
6487362	KEIO CORP	345,272	505,850
6487425	KEISEI ELECTRIC RAILWAY CO LTD	223,447	327,367

DIVERSIFIED EQUITY FUND
TOTAL INVESTMENTS AS OF JUNE 30, 2019

MARKET VALUE

CUSIP #	COMMON STOCKS - INTERNATIONAL	QPP	TDA
6411758	KENEDIX INC	\$141,068	\$206,676
B29ZGV2	KEPCO PLANT SERVICE & ENGINEERING CO LTD	78,041	114,335
B1VQ5C0	KEPPEL CORP LTD	373,409	547,073
5505072	KERING SA	2,772,993	4,062,648
4519579	KERRY GROUP PLC	943,363	1,382,100
6486314	KERRY PROPERTIES LTD	142,717	209,091
6490995	KEYENCE CORP	3,117,918	4,567,990
5263251	KGHM POLSKA MIEDZ SA	693,503	1,016,035
BZCRNM6	KH NEOCHEM CO LTD	111,404	163,215
6490928	KIA MOTORS CORP	909,575	1,332,597
6490809	KIKKOMAN CORP	324,901	476,005
3319521	KINGFISHER PLC	277,922	407,177
4491235	KINGSPAN GROUP PLC	403,794	591,590
BD6S7G3	KINNEVIK AB	322,355	472,276
6492968	KINTETSU GROUP HOLDINGS CO LTD	412,318	604,078
BB22L96	KION GROUP AG	219,352	321,367
6493745	KIRIN HOLDINGS CO LTD	874,927	1,281,835
B3CTCD2	KISCO CORP	8,851	12,967
B00YY32	KISCO HOLDINGS CO LTD	13,475	19,742
B00VS64	KIWOOM SECURITIES CO LTD	97,999	143,576
7582556	KLEPIERRE SA	339,399	497,246
BD2P9X9	KNORR-BREMSE AG	267,045	391,241
6149457	KOBAYASHI PHARMACEUTICAL CO LTD	166,579	244,052
6496023	KOBE STEEL LTD	106,382	155,858
B03MVJ8	KOC HOLDING AS	396,325	580,646
B39Q399	KOH YOUNG TECHNOLOGY INC	567,610	831,593
6496324	KOITO MANUFACTURING CO LTD	280,016	410,245
BFYR8L8	KOJAMO OYJ	207,574	304,112
B5TVWD5	KOLON INDUSTRIES INC	86,494	126,720
6496584	KOMATSU LTD	1,722,690	2,523,873
4519449	KOMERCNI BANKA AS	29,411	43,089
6496681	KONAMI HOLDINGS CORP	200,898	294,331
B09M9D2	KONE OYJ	1,438,422	2,107,399
6496700	KONICA MINOLTA INC	230,600	337,847
BD0Q398	KONINKLIJKE AHOLD DELHAIZE NV	1,319,104	1,932,589
B0HZL93	KONINKLIJKE DSM NV	1,126,307	1,650,127
5956078	KONINKLIJKE KPN NV	1,339,753	1,962,841
5986622	KONINKLIJKE PHILIPS NV	2,301,180	3,371,405
5809428	KONINKLIJKE VOPAK NV	170,130	249,253
6654586	KOREA INVESTMENT HOLDINGS CO LTD	62,701	91,862

DIVERSIFIED EQUITY FUND
TOTAL INVESTMENTS AS OF JUNE 30, 2019

CUSIP #	COMMON STOCKS - INTERNATIONAL	MARKET VALUE	
		QPP	TDA
6194468	KOSE CORP	\$297,458	\$435,799
6135661	KOTAK MAHINDRA BANK LTD	1,065,956	1,561,707
5523881	KRONES AG	176,139	258,057
2836946	KROTON EDUCACIONAL SA	349,846	512,551
6492838	KRUNG THAI BANK PCL	1,114,304	1,632,542
6505316	KT CORP	657,174	962,810
6497509	KUBOTA CORP	2,499,582	3,662,081
B142S60	KUEHNE + NAGEL INTERNATIONAL AG	389,875	571,197
B1G4262	KUMBA IRON ORE LTD	430,827	631,195
6497662	KURARAY CO LTD	200,383	293,577
6497963	KURITA WATER INDUSTRIES LTD	140,360	205,637
B5VFAQ00	KVAERNER ASA	148,715	217,879
6491783	KYERYONG CONSTRUCTION INDUSTRIAL CO LTD	27,653	40,513
6499260	KYOCERA CORP	2,096,575	3,071,644
6499550	KYOWA KIRIN CO LTD	212,792	311,756
6500098	KYUNG DONG NAVIEN CO LTD	115,975	169,912
6499806	KYUSHU ELECTRIC POWER CO INC	321,111	470,453
BD2BST6	KYUSHU RAILWAY CO	227,216	332,889
4538002	L E LUNDBERGFÖRETAGEN AB	149,196	218,584
B29F9S0	LABORATORIOS FARMACEUTICOS ROVI SA	159,324	233,422
7110753	LAFARGEHOLCIM LTD	2,470,821	3,619,943
B011H00	LAM SOON THAILAND PCL	12,900	18,899
B0PYHC7	LANCASHIRE HOLDINGS LTD	124,651	182,623
BYW0PQ6	LAND SECURITIES GROUP PLC	369,562	541,437
B05M8B7	LANXESS AG	259,853	380,705
6266914	LAWSON INC	115,247	168,846
0560399	LEGAL & GENERAL GROUP PLC	1,011,554	1,482,005
B11ZRK9	LEGRAND SA	1,649,382	2,416,471
6512004	LENLEASE GROUP STAPLED SECURITY	254,251	372,497
B0DJNG0	LEONARDO SPA	242,314	355,008
B1GKF27	LF CORP	7,654	11,214
6346913	LG CHEM LTD	883,931	1,295,027
B01VZN9	LG DISPLAY CO LTD	334,960	490,742
6520739	LG ELECTRONICS INC	816,073	1,195,610
B39Z8G8	LG INNOTEK CO LTD	135,335	198,277
6290902	LG UPLUS CORP	674,689	988,471
BZB1Y59	LINE CORP	96,161	140,883
6505491	LINGKARAN TRANS KOTA HOLDINGS BHD	8,368	12,260
B0PB4M7	LINK REIT	1,935,195	2,835,210
6518808	LION CORP	204,423	299,496

DIVERSIFIED EQUITY FUND
TOTAL INVESTMENTS AS OF JUNE 30, 2019

MARKET VALUE

CUSIP #	COMMON STOCKS - INTERNATIONAL	QPP	TDA
6290764	LITE-ON SEMICONDUCTOR CORP	\$9,480	\$13,889
6519481	LITE-ON TECHNOLOGY CORP	441,142	646,307
6900212	LIXIL GROUP CORP	198,105	290,239
0870612	LLOYDS BANKING GROUP PLC	3,660,529	5,362,957
B0SWJX3	LONDON STOCK EXCHANGE GROUP PLC	1,082,457	1,585,882
7333378	LONZA GROUP AG	1,637,034	2,398,381
B3K7KL2	LOOMIS AB	176,692	258,868
4057808	L'OREAL SA	4,428,355	6,487,882
7127979	LPP SA	398,169	583,348
2866857	LUNDIN MINING CORP	832,388	1,219,512
7187627	LUNDIN PETROLEUM AB	453,701	664,707
4061412	LVMH MOET HENNESSY LOUIS VUITTON SE	9,048,803	13,257,193
B02K2M3	M3 INC	371,394	544,121
B28YTC2	MACQUARIE GROUP LTD	1,411,981	2,068,660
2554475	MAGNA INTERNATIONAL INC	233,694	342,380
6100186	MAHINDRA & MAHINDRA LTD	847,113	1,241,086
BYY8LS2	MAISONS DU MONDE SA	157,868	231,289
6555805	MAKITA CORP	367,769	538,810
6556325	MALAYAN BANKING BHD	674,080	987,579
6556693	MALAYSIAN PACIFIC INDUSTRIES BHD	24,148	35,379
B1G40S0	MAPFRE SA	161,514	236,630
3127489	MARKS & SPENCER GROUP PLC	250,170	366,518
6569464	MARUBENI CORP	512,027	750,159
6569527	MARUI GROUP CO LTD	177,572	260,157
6569505	MARUICHI STEEL TUBE LTD	82,115	120,305
6633712	MARUTI SUZUKI INDIA LTD	1,112,428	1,629,792
B7VY4L8	MASMOVIL IBERCOM SA	12,371	18,124
BH3SX44	MASMOVIL IBERCOM SA	209,479	306,903
B1TJG95	MAX FINANCIAL SERVICES LTD	259,100	379,601
6900308	MAZDA MOTOR CORP	286,148	419,228
6371863	MCDONALD'S HOLDINGS CO JAPAN LTD	153,126	224,341
BH0VTS2	MEBUKI FINANCIAL GROUP INC	102,757	150,547
6372480	MEDIATEK INC	1,542,726	2,260,212
BRTNNQ5	MEDIBANK PVT LTD	327,961	480,488
4574813	MEDIOBANCA BANCA DI CREDITO FINANZIARIO SPA	308,808	452,428
6782090	MEDIPAL HOLDINGS CORP	198,256	290,461
B3L2NF1	MEDY-TOX INC	472,180	691,779
BWB95X7	MEGASTUDYEDU CO LTD	31,839	46,647
0575809	MEGGITT PLC	251,794	368,898
B60DQV3	MEIJI HOLDINGS CO LTD	417,229	611,273

DIVERSIFIED EQUITY FUND
TOTAL INVESTMENTS AS OF JUNE 30, 2019

MARKET VALUE

CUSIP #	COMMON STOCKS - INTERNATIONAL	QPP	TDA
6576356	MEITEC CORP	\$248,441	\$363,985
585464100	MELCO RESORTS & ENTERTAINMENT LTD	25,103	36,778
B1KYHF2	MELCO RESORTS & ENTERTAINMENT LTD	197,303	289,064
5738298	MELIA HOTELS INTERNATIONAL SA	229,390	336,074
BZ1G432	MELROSE INDUSTRIES PLC	559,088	819,106
58733R102	MERCADOLIBRE INC	1,696,681	2,485,769
BG0GM14	MERCARI INC	97,034	142,162
4741844	MERCK KGAA	1,430,074	2,095,168
BWFD052	MERIDIAN ENERGY LTD	198,795	291,250
BDZT6P9	MERLIN ENTERTAINMENTS PLC	211,485	309,842
BNGNB77	MERLIN PROPERTIES SOCIMI SA	153,491	224,876
2654416	METHANEX CORP	318,428	466,522
BD6QT83	METRO AG	152,135	222,890
5713422	METSO OYJ	197,612	289,518
B4P8HQ1	MGM CHINA HOLDINGS LTD	84,413	123,672
BJ1F4N7	MICRO FOCUS INTERNATIONAL PLC	445,320	652,428
B00L2M8	MILLICOM INTERNATIONAL CELLULAR SA	194,740	285,309
B1LHCW2	MINDTREE LTD	383,990	562,575
6642406	MINEBEA MITSUMI INC	304,177	445,642
BYNJ4W1	MINWISE CO LTD	366,830	537,434
B64KR62	MIRAIT HOLDINGS CORP	137,297	201,151
6594358	MIROKU JYOHO SERVICE CO LTD	471,578	690,899
6161978	MIRVAC GROUP	427,272	625,986
6595179	MISUMI GROUP INC	513,360	752,111
BDRZRW9	MITAC HOLDINGS CORP	285,426	418,172
B0JQTJ0	MITSUBISHI CHEMICAL HOLDINGS CORP	426,900	625,442
6596785	MITSUBISHI CORP	2,072,332	3,036,127
6597045	MITSUBISHI ELECTRIC CORP	1,380,018	2,021,832
6596729	MITSUBISHI ESTATE CO LTD	1,098,798	1,609,823
6596923	MITSUBISHI GAS CHEMICAL CO INC	109,329	160,175
6597067	MITSUBISHI HEAVY INDUSTRIES LTD	785,076	1,150,197
6643647	MITSUBISHI LOGISNEXT CO LTD	138,130	202,371
6597089	MITSUBISHI MATERIALS CORP	142,954	209,438
6598446	MITSUBISHI MOTORS CORP	303,133	444,114
6870984	MITSUBISHI TANABE PHARMA CORP	123,872	181,483
6335171	MITSUBISHI UFJ FINANCIAL GROUP INC	3,501,232	5,129,574
6268976	MITSUBISHI UFJ LEASE & FINANCE CO LTD	124,347	182,178
6597302	MITSUMI & CO LTD	1,349,830	1,977,605
6597368	MITSUMI CHEMICALS INC	206,708	302,844
6597603	MITSUMI FUDOSAN CO LTD	1,529,410	2,240,704

DIVERSIFIED EQUITY FUND
TOTAL INVESTMENTS AS OF JUNE 30, 2019

MARKET VALUE

CUSIP #	COMMON STOCKS - INTERNATIONAL	QPP	TDA
6597584	MITSUI OSK LINES LTD	\$145,936	\$213,807
6597777	MIURA CO LTD	262,268	384,244
6916703	MIZRAHI TEFAHOT BANK LTD	168,212	246,443
6591014	MIZUHO FINANCIAL GROUP INC	1,731,364	2,536,581
5720273	MLP SE	57,451	84,170
B4PXV75	MMI HOLDINGS LTD/SOUTH AFRICA	32,326	47,360
BGLP232	MONCLER SPA	402,839	590,190
B1CRLC4	MONDI PLC	408,930	599,114
B01S2L7	MONEX GROUP INC	126,410	185,201
B1ZBKY8	MONEYSUPERMARKET.COM GROUP PLC	193,303	283,203
B1GHR88	MONOTARO CO LTD	147,695	216,384
5531000	MORPHOSYS AG	163,459	239,480
BQSBH50	MORTGAGE ADVICE BUREAU HOLDINGS LTD	361,510	529,640
5996234	MOTOR OIL HELLAS CORINTH REFINERIES SA	504,928	739,759
B02L486	MOWI AS	512,940	751,497
6151593	MPHASIS LTD	436,500	639,506
BYXW419	MR PRICE GROUP LTD	287,102	420,626
B235JN1	MRV ENGENHARIA E PARTICIPACOES SA	83,202	121,897
B2Q4CS1	MS&AD INSURANCE GROUP HOLDINGS INC	734,221	1,075,691
6290054	MTR CORP LTD	519,931	761,739
B09DHL9	MTU AERO ENGINES AG	1,038,878	1,522,037
5294121	MUENCHENER RUECKVERSICHERUNGS- GESELLSCHAFT AG IN	1,877,179	2,750,211
BHZSKR4	MULTICHOICE GROUP LTD	418,359	612,929
6610403	MURATA MANUFACTURING CO LTD	1,276,434	1,870,074
6135229	MUSASHI SEIMITSU INDUSTRY CO LTD	94,996	139,177
B40MFF3	MUTHOOT FINANCE LTD	148,279	217,241
6687571	NABTESCO CORP	326,804	478,793
6619864	NAGOYA RAILROAD CO LTD	262,737	384,930
6271071	NAKANISHI INC	121,486	177,986
6622691	NASPERS LTD	3,632,320	5,321,629
6624608	NATIONAL AUSTRALIA BANK LTD	2,913,730	4,268,839
BG087C6	NATIONAL BANK OF GREECE SA	303,799	445,089
BDR05C0	NATIONAL GRID PLC	1,801,601	2,639,484
BKF03S3	NATIONAL STORAGE R NPV INSTL PLACEMENT	20,492	30,023
BGP6479	NATIONAL STORAGE REIT	247,052	361,950
B1HDJL2	NATIXIS SA	208,665	305,711
5650422	NATURGY ENERGY GROUP SA	409,845	600,455
6560393	NAVER CORP	261,928	383,745
6264189	NCSOFT CORP	529,512	775,776

DIVERSIFIED EQUITY FUND
TOTAL INVESTMENTS AS OF JUNE 30, 2019

MARKET VALUE

CUSIP #	COMMON STOCKS - INTERNATIONAL	QPP	TDA
6640400	NEC CORP	\$485,667	\$711,540
B06YV46	NESTE OYJ	711,295	1,042,102
7123870	NESTLE SA	23,370,016	34,238,872
BF5GLW6	NETLINK NBN TRUST	154,586	226,480
BF2S426	NETMARBLE CORP	329,420	482,626
6633767	NEW WORLD DEVELOPMENT CO LTD	483,068	707,731
6634522	NEW ZEALAND REFINING CO LTD/THE	162,224	237,671
6637101	NEWCREST MINING LTD	978,908	1,434,176
B63QM77	NEXON CO LTD	835,344	1,223,843
3208986	NEXT PLC	479,469	702,459
BBQ2ZC3	NEXTAGE CO LTD	114,923	168,371
4100553	NEXUS AG	563,303	825,283
6619507	NGK INSULATORS LTD	175,100	256,535
6619604	NGK SPARK PLUG CO LTD	146,315	214,363
6640767	NH FOODS LTD	189,924	278,253
6619648	NHK SPRING CO LTD	111,565	163,451
6647133	NICE LTD	430,944	631,366
6640682	NIDEC CORP	1,520,017	2,226,942
6639970	NIHON KOHDEN CORP	660,474	967,645
6640529	NIHON PARKERIZING CO LTD	197,778	289,760
B02PD81	NIIT TECHNOLOGIES LTD	424,335	621,684
6642321	NIKON CORP	226,830	332,324
6639550	NINTENDO CO LTD	2,058,531	3,015,906
B182BB2	NIPPON ACCOMMODATIONS FUND INC	306,567	449,144
6396800	NIPPON BUILDING FUND INC	447,978	656,322
6642666	NIPPON ELECTRIC GLASS CO LTD	112,308	164,540
6642127	NIPPON EXPRESS CO LTD	202,404	296,537
6640507	NIPPON PAINT HOLDINGS CO LTD	296,738	434,744
6642536	NIPPON SEIKI CO LTD	93,899	137,569
6642569	NIPPON STEEL CORP	674,007	987,471
6641373	NIPPON TELEGRAPH & TELEPHONE CORP	1,483,126	2,172,893
6644060	NIPPON TELEVISION HOLDINGS INC	108,374	158,776
6643960	NIPPON YUSEN KK	213,464	312,741
6641588	NISSAN CHEMICAL CORP	279,721	409,813
6642860	NISSAN MOTOR CO LTD	846,512	1,240,205
6640961	NISSHIN SEIFUN GROUP INC	219,934	322,221
6641760	NISSIN FOODS HOLDINGS CO LTD	197,544	289,417
6644800	NITORI HOLDINGS CO LTD	514,214	753,363
6641801	NITTO DENKO CORP	968,251	1,418,562
6625894	NITTO KOHKI CO LTD	159,919	234,294

DIVERSIFIED EQUITY FUND
TOTAL INVESTMENTS AS OF JUNE 30, 2019

MARKET VALUE

CUSIP #	COMMON STOCKS - INTERNATIONAL	QPP	TDA
B7FC076	NMC HEALTH PLC	\$530,530	\$777,267
BNG8PQ9	NN GROUP NV	621,171	910,063
5902941	NOKIA OYJ	1,400,268	2,051,500
B07G378	NOKIAN RENKAAT OYJ	841,804	1,233,308
6643108	NOMURA HOLDINGS INC	853,027	1,249,751
B1CWJM5	NOMURA REAL ESTATE HOLDINGS INC	140,585	205,968
BYSJFF4	NOMURA REAL ESTATE MASTER FUND INC	282,995	414,609
6390921	NOMURA RESEARCH INSTITUTE LTD	269,080	394,222
BYZF9J9	NORDEA BANK ABP	1,392,917	2,040,731
B11HK39	NORSK HYDRO ASA	264,720	387,835
BZ3FZR8	NORTH WEST CO INC/THE	316,934	464,332
B0B9GS5	NOS SGPS SA	538,556	789,026
7103065	NOVARTIS AG	15,013,358	21,995,725
6346333	NOVATEK MICROELECTRONICS CORP	267,546	391,976
BHC8X90	NOVO NORDISK A/S	5,644,131	8,269,086
B798FW0	NOVOZYMES A/S	495,719	726,267
6641544	NSK LTD	154,408	226,220
6125639	NTT DATA CORP	398,624	584,015
6129277	NTT DOCOMO INC	1,532,882	2,245,790
6568353	NWS HOLDINGS LTD	158,881	232,773
N6596X109	NXP SEMICONDUCTORS NV	70,834	103,777
B505PN7	NXP SEMICONDUCTORS NV	1,356,262	1,987,028
6656407	OBAYASHI CORP	305,648	447,798
6136749	OBIC CO LTD	962,308	1,409,856
4612757	OC OERLIKON CORP AG	141,706	207,611
B3MBS74	OCADO GROUP PLC	334,028	489,376
6656106	ODAKYU ELECTRIC RAILWAY CO LTD	370,784	543,227
BDX87W2	ODFJELL DRILLING LTD	112,112	164,253
6657604	OIL SEARCH LTD	357,003	523,037
6657701	OJI HOLDINGS CORP	245,310	359,398
6147428	OKINAWA CELLULAR TELEPHONE CO	141,918	207,921
6658801	OLYMPUS CORP	1,760,835	2,579,759
6659428	OMRON CORP	1,414,683	2,072,619
4651459	OMV AG	349,444	511,963
6660107	ONO PHARMACEUTICAL CO LTD	685,279	1,003,987
BYZTG56	ONYX HEALTHCARE INC	10,730	15,721
6141680	ORACLE CORP JAPAN	145,745	213,528
5176177	ORANGE SA	1,566,276	2,294,715
6458001	ORICA LTD	248,095	363,479
6648891	ORIENTAL LAND CO LTD/JAPAN	1,633,242	2,392,826

DIVERSIFIED EQUITY FUND
TOTAL INVESTMENTS AS OF JUNE 30, 2019

MARKET VALUE

CUSIP #	COMMON STOCKS - INTERNATIONAL	QPP	TDA
6214861	ORIGIN ENERGY LTD	\$470,989	\$690,035
B17NY40	ORION OYJ	178,037	260,838
6661144	ORIX CORP	986,559	1,445,385
B1VQF42	ORKLA ASA	349,218	511,631
BH4TCW7	ORORA LTD	144,454	211,637
BYT16L4	ORSTED A/S	810,573	1,187,551
6661768	OSAKA GAS CO LTD	314,131	460,226
B923935	OSRAM LICHT AG	109,769	160,819
7320154	OTP BANK NYRT	1,018,849	1,492,692
6267058	OTSUKA CORP	224,488	328,892
B5LTM93	OTSUKA HOLDINGS CO LTD	619,781	908,028
B0F9V20	OVERSEA-CHINESE BANKING CORP LTD	1,314,141	1,925,318
B01RQM3	PACIFIC BASIN SHIPPING LTD	99,216	145,358
6666990	PADAENG INDUSTRY PCL	1,165	1,707
B61BG94	PALTAC CORPORATION	318,748	466,991
6269861	PAN PACIFIC INTERNATIONAL HOLDINGS CORP	483,226	707,963
6572707	PANASONIC CORP	928,412	1,360,195
B44XTX8	PANDORA A/S	191,298	280,266
B0CDLF8	PARGESA HOLDING SA	140,504	205,849
6667733	PARK24 CO LTD	124,766	182,791
B119QG0	PARTNERS GROUP HOLDING AG	820,260	1,201,744
B11Y3K8	PATRIZIA AG	136,315	199,711
6574071	PCCW LTD	128,193	187,813
0677608	PEARSON PLC	412,917	604,955
B97SH97	PEPTIDREAM INC	236,205	346,058
4682329	PERNOD RICARD SA	4,160,688	6,095,728
0682538	PERSIMMON PLC	419,905	615,193
B3CY709	PERSOL HOLDINGS CO LTD	203,980	298,846
2683777	PETROBRAS DISTRIBUIDORA SA	125,817	184,332
71654V101	PETROLEO BRASILEIRO SA ADR	612,576	897,471
2616580	PETROLEO BRASILEIRO SA ADR	1,682,151	2,464,481
71654V408	PETROLEO BRASILEIRO SA ADR	1,661,613	2,434,392
6321590	PETRON MALAYSIA REFINING & MARKETING	96,095	140,786
7103526	PEUGEOT SA	718,096	1,052,066
6688080	PIGEON CORP	225,974	331,070
BZ3CDP3	PIRAEUS BANK SA	78,151	114,497
BZ5ZHK3	PIRELLI & C SPA	112,999	165,553
B5N4QN8	POLA ORBIS HOLDINGS INC	132,130	193,581
B0L9113	POLSKIE GORNICTWO NAFTOWE I GAZOWNICTWO SA	136,088	199,380
B04QXN7	POLYPLEX THAILAND PCL	8,772	12,852

DIVERSIFIED EQUITY FUND
TOTAL INVESTMENTS AS OF JUNE 30, 2019

MARKET VALUE

CUSIP #	COMMON STOCKS - INTERNATIONAL	QPP	TDA
B0498T7	PORTO SEGURO SA	\$56,798	\$83,213
6693233	POSCO	925,038	1,355,253
693483109	POSCO ADR	860,667	1,260,944
BYYN701	POSTE ITALIANE SPA	270,748	396,667
6696157	POU CHEN CORP	24,274	35,564
6435327	POWER ASSETS HOLDINGS LTD	494,382	724,308
B1S7225	POWER FINANCE CORP LTD	565,882	829,060
B03NGS5	POWSZECHNA KASA OSZCZEDNOSCI BANK POLSKI SA	1,038,722	1,521,807
B63DG21	POWSZECHNY ZAKLAD UBEZPIECZEN SA	173,791	254,617
B4PFFW4	PRADA SPA	155,449	227,745
6703400	PRIMA MEAT PACKERS LTD	123,272	180,603
BN56JP1	PROLOGIS PROPERTY MEXICO SA	140,288	205,533
B8CLHY9	PROSEGUR CIA DE SEGURIDAD SA	201,585	295,338
BCZM1B2	PROSIEBENSAT.1 MEDIA SE	334,714	490,381
B00D9P6	PROXIMUS SADP	220,170	322,566
0709954	PRUDENTIAL PLC	3,758,275	5,506,162
B1W4V69	PRYSMIAN SPA	243,867	357,285
B1359J0	PTT EXPLORATION & PRODUCTION PCL	560,824	821,650
BD0BDJ3	PTT PCL	487,504	714,230
B012W42	PUBLIC BANK BHD	945,145	1,384,711
7268298	PUBLIC POWER CORP SA	28,713	42,067
4380429	PUBLICIS GROUPE SA	564,863	827,567
9D7563S	PUMA SE	199,232	291,891
5064722	PUMA SE	272,204	398,800
6715740	QBE INSURANCE GROUP LTD	555,678	814,112
BYXS699	QIAGEN NV	1,036,057	1,517,904
2715777	QUEBECOR INC	263,692	386,330
6520278	RADIANT OPTO-ELECTRONICS CORP	106,400	155,884
6314006	RADIUM LIFE TECH CO LTD	34,623	50,725
BD3CFT7	RAFFLES MEDICAL GROUP LTD	223,121	326,889
B7FQV64	RAIA DROGASIL SA	349,218	511,631
B0704T9	RAIFFEISEN BANK INTERNATIONAL AG	177,987	260,765
6229597	RAKUTEN INC	506,134	741,526
B3CR162	RAMI LEVY CHAIN STORES HASHIKMA MARKETING 2006 LTD	119,470	175,033
6041995	RAMSAY HEALTH CARE LTD	342,705	502,089
5228658	RANDSTAD NV	1,069,340	1,566,666
6198578	REA GROUP LTD	185,920	272,387
6051422	REALTEK SEMICONDUCTOR CORP	646,952	947,835
B2Q7WL3	REC LTD	144,891	212,276
BFCZWX4	RECIPE UNLIMITED CORP	150,041	219,822

DIVERSIFIED EQUITY FUND
TOTAL INVESTMENTS AS OF JUNE 30, 2019

MARKET VALUE

CUSIP #	COMMON STOCKS - INTERNATIONAL	QPP	TDA
B24CGK7	RECKITT BENCKISER GROUP PLC	\$3,742,120	\$5,482,494
B07DRZ5	RECORDATI SPA	366,884	537,513
BQRRZ00	RECRUIT HOLDINGS CO LTD	1,959,755	2,871,192
BD6FXN3	RED ELECTRICA CORP SA	442,678	648,557
6099626	RELIANCE INDUSTRIES LTD	3,094,337	4,533,441
B2B0DG9	RELX PLC	1,712,532	2,508,991
BYWLC68	RELX PLC	2,011,685	2,947,274
4741714	REMY COINTREAU SA	165,879	243,025
4712798	RENAULT SA	588,504	862,204
6635677	RENESAS ELECTRONICS CORP	196,320	287,624
0799524	RENEWI PLC	78,079	114,392
B082RF1	RENTOKIL INITIAL PLC	462,889	678,168
BKDRYM7	REPSOL SA	39,311	57,593
5669354	REPSOL SA	1,110,898	1,627,551
6421553	RESONA HOLDINGS INC	681,230	998,054
B1VP0K0	REXEL SA	217,309	318,375
BYZ2JR8	RHI MAGNESITA NV	138,722	203,239
6738220	RICOH CO LTD	350,929	514,138
6740582	RINNAI CORP	112,761	165,203
6220103	RIO TINTO LTD	1,346,112	1,972,158
0718875	RIO TINTO PLC	4,894,008	7,170,098
7110388	ROCHE HOLDING AG	12,027,589	17,621,344
6747204	ROHM CO LTD	310,367	454,711
B63H849	ROLLS-ROYCE HOLDINGS PLC	1,543,208	2,260,919
BVFNZH2	ROTORK PLC	157,517	230,774
B7T7721	ROYAL BANK OF SCOTLAND GROUP	668,473	979,364
B03MLX2	ROYAL DUTCH SHELL PLC	7,991,957	11,708,833
B03MM40	ROYAL DUTCH SHELL PLC	8,045,624	11,787,459
BKKMKR2	RSA INSURANCE GROUP PLC	395,019	578,733
B1BK209	RTL GROUP SA	118,505	173,619
4768962	RWE AG	667,818	978,405
783513203	RYANAIR HOLDINGS PLC	332,925	487,761
6161525	RYMAN HEALTHCARE LTD	155,069	227,188
6758455	RYOHIN KEIKAKU CO LTD	220,234	322,659
6223328	S&T HOLDINGS CO LTD	8,459	12,392
BYWVDP4	SABRE INSURANCE GROUP PLC	128,653	188,487
B2352K9	SAF-HOLLAND SA	175,969	257,807
B058TZ6	SAFRAN SA	3,037,941	4,450,817
B8C3BL0	SAGE GROUP PLC/THE	538,166	788,455
6145938	SAM YUNG TRADING CO LTD	155,848	228,329

DIVERSIFIED EQUITY FUND
TOTAL INVESTMENTS AS OF JUNE 30, 2019

MARKET VALUE

CUSIP #	COMMON STOCKS - INTERNATIONAL	QPP	TDA
5226038	SAMPO OYJ	\$1,054,071	\$1,544,295
796050888	SAMSUNG ELECTRONICS CO LTD	1,371,192	2,008,902
6771720	SAMSUNG ELECTRONICS CO LTD	7,726,963	11,320,596
6155250	SAMSUNG FIRE & MARINE INSURANCE CO LTD	474,599	695,325
6771645	SAMSUNG SDI CO LTD	1,030,164	1,509,269
6772808	SAN-AI OIL CO LTD	126,150	184,819
B5B23W2	SANDS CHINA LTD	592,459	867,998
B1VQ252	SANDVIK AB	1,370,043	2,007,219
6775432	SANKYO CO LTD	84,262	123,450
BVRZ8S8	SANNE GROUP PLC	324,735	475,762
5671735	SANOFI	4,836,555	7,085,926
6776606	SANTEN PHARMACEUTICAL CO LTD	319,547	468,162
6776703	SANTOS LTD	435,229	637,644
6776781	SANWA HOLDINGS CORP	120,331	176,294
4846288	SAP SE	9,848,509	14,428,824
6777007	SAPPI LTD	85,308	124,983
7124958	SARANTIS SA	503,807	738,117
BYZ2QP5	SARTORIUS STEDIM BIOTECH	561,906	823,235
6777450	SASOL LTD	656,722	962,148
6777579	SATO HOLDINGS CORP	129,438	189,637
6243586	SATS LTD	285,829	418,762
6309466	SBI HOLDINGS INC/JAPAN	288,569	422,775
B156T57	SBM OFFSHORE NV	1,426,469	2,089,887
BLZH0Z7	SCENTRE GROUP	700,683	1,026,554
BWVFKQ3	SCHIBSTED ASA	124,312	182,127
B11TCY0	SCHINDLER HOLDING AG	439,579	644,018
B11WWH2	SCHINDLER HOLDING AG	225,984	331,085
4834108	SCHNEIDER ELECTRIC SE	5,268,589	7,718,889
7571305	SCHOELLER-BLECKMANN OILFIELD EQUIPMENT AG	113,004	165,559
0240549	SCHROEDERS PLC	235,865	345,560
B1LB9P6	SCOR SE	354,211	518,946
81141R100	SEA LTD	1,714,021	2,511,173
4792132	SEB SA	201,104	294,633
6791591	SECOM CO LTD	928,702	1,360,620
5554041	SECURITAS AB	272,004	398,507
B0767Y3	SEEK LTD	256,520	375,821
B02RK08	SEGA SAMMY HOLDINGS INC	90,681	132,855
B5ZN1N8	SEGRO PLC	670,574	982,443
BKY6H35	SEIBU HOLDINGS INC	181,700	266,205
6616508	SEIKO EPSON CORP	206,408	302,403

**DIVERSIFIED EQUITY FUND
TOTAL INVESTMENTS AS OF JUNE 30, 2019**

MARKET VALUE

CUSIP #	COMMON STOCKS - INTERNATIONAL	QPP	TDA
6793821	SEKISUI CHEMICAL CO LTD	\$292,981	\$429,239
6793906	SEKISUI HOUSE LTD	496,255	727,052
6793843	SEKISUI JUSHI CORP	176,563	258,678
B13C2G9	SELCUK ECZA DEPOSU TICARET VE SANAYI A.S.	25,255	37,000
B08X163	SEMBCORP INDUSTRIES LTD	696,608	1,020,585
0795823	SENIOR PLC	154,757	226,731
B00ZQQ2	SES SA	278,042	407,353
B0FS5D6	SEVEN & I HOLDINGS CO LTD	1,274,840	1,867,738
B2NT8S1	SEVEN BANK LTD	81,721	119,727
B1FH8J7	SEVERN TRENT PLC	329,150	482,230
BFFY885	SG HOLDINGS CO LTD	202,207	296,248
4824778	SGS SA	662,567	970,712
6771032	SHANGRI-LA ASIA LTD	194,727	285,290
6800602	SHARP CORP/JAPAN	114,718	168,070
6804369	SHIMADZU CORP	269,101	394,254
6804035	SHIMAMURA CO LTD	85,582	125,385
6804820	SHIMANO INC	538,749	789,308
6804400	SHIMIZU CORP	242,480	355,253
6804585	SHIN-ETSU CHEMICAL CO LTD	2,260,082	3,311,194
6730936	SHINSEI BANK LTD	235,237	344,641
6804682	SHIONOGI & CO LTD	768,698	1,126,201
B05MTR0	SHIP HEALTHCARE HOLDINGS INC	236,016	345,781
6805265	SHISEIDO CO LTD	1,492,798	2,187,063
6805328	SHIZUOKA BANK LTD/THE	174,272	255,322
82509L107	SHOPIFY INC	449,488	658,535
6805469	SHOWA DENKO KK	190,250	278,730
6889935	SIAM COMMERCIAL BANK PCL/THE	1,150,464	1,685,518
5727973	SIEMENS AG	4,867,549	7,131,335
B01CP21	SIEMENS GAMESA RENEWABLE ENERGY SA	203,549	298,215
BD594Y4	SIEMENS HEALTHINEERS AG	306,241	448,667
BF2DSG3	SIKA AG	1,707,690	2,501,898
BYY5978	SILTRONIC AG	161,589	236,741
6421928	SIMPLO TECHNOLOGY CO LTD	199,660	292,518
6811734	SINGAPORE AIRLINES LTD	346,581	507,768
6303866	SINGAPORE EXCHANGE LTD	246,793	361,571
B012899	SINGAPORE PRESS HOLDINGS LTD	81,630	119,594
6043214	SINGAPORE TECHNOLOGIES ENGINEERING LTD	229,293	335,931
B02PY22	SINGAPORE TELECOMMUNICATIONS LTD	1,786,675	2,617,617
6810429	SINO LAND CO LTD	252,712	370,242
6335278	SINO-AMERICAN SILICON PRODUCTS INC	331,020	484,969

DIVERSIFIED EQUITY FUND
TOTAL INVESTMENTS AS OF JUNE 30, 2019

MARKET VALUE

CUSIP #	COMMON STOCKS - INTERNATIONAL	QPP	TDA
B2NR3Y6	SJM HOLDINGS LTD	\$118,147	\$173,094
6450267	SK HYNIX INC	1,778,035	2,604,958
B232R05	SK INNOVATION CO LTD	634,478	929,560
6224871	SK TELECOM CO LTD	520,988	763,287
4813345	SKANDINAVISKA ENSKILDA BANKEN AB	747,618	1,095,318
7142091	SKANSKA AB	331,610	485,834
B1Q3J35	SKF AB	339,252	497,031
6763965	SMC CORP/JAPAN	1,204,450	1,764,613
BDVP4Y6	SMCP SA	121,764	178,394
0922320	SMITH & NEPHEW PLC	1,416,044	2,074,613
B1WY233	SMITHS GROUP PLC	1,501,978	2,200,513
B1RR840	SMURFIT KAPPA GROUP PLC	381,301	558,635
0E1021S	SMURFIT KAPPA GROUP PLC	15,149	22,195
B1RR828	SMURFIT KAPPA GROUP PLC	331,113	485,106
7251470	SNAM SPA	675,962	990,336
5298781	SOCIETE BIC SA	95,558	139,999
5966516	SOCIETE GENERALE SA	955,421	1,399,766
7062713	SODEXO SA	529,797	776,193
BF5M0K5	SOFTBANK CORP	1,089,495	1,596,195
6770620	SOFTBANK GROUP CORP	4,614,642	6,760,806
6546359	SOHGO SECURITY SERVICES CO LTD	172,149	252,211
4821100	SOLVAY SA	397,740	582,720
B05PZJ3	SOMBOON ADVANCE TECHNOLOGY PCL	11,514	16,869
B62G7K6	SOMPO HOLDINGS INC	632,162	926,165
6289922	SONATA SOFTWARE LTD	18,965	27,785
6821120	SONIC HEALTHCARE LTD	423,489	620,444
7156036	SONOVA HOLDING AG	614,270	899,952
6821506	SONY CORP	3,682,399	5,394,998
B249SN5	SONY FINANCIAL HOLDINGS INC	358,542	525,292
BWSW5D9	SOUTH32 LTD	555,476	813,815
B0T9JZ5	SPARK INFRASTRUCTURE GROUP STAPLED SECURITY	394,006	577,249
6881436	SPARK NEW ZEALAND LTD	245,944	360,327
0330860	SPECTRIS PLC	819,473	1,200,591
BPRC2R4	SPEEDCAST INTERNATIONAL LTD	102,278	149,845
BZ03B55	SPIN MASTER CORP	129,566	189,824
BWFGQN1	SPIRAX-SARCO ENGINEERING PLC	425,749	623,755
L8681T102	SPOTIFY TECHNOLOGY SA	174,777	256,062
6309262	SQUARE ENIX HOLDINGS CO LTD	162,094	237,480
0790873	SSE PLC	745,297	1,091,917
0766937	ST JAMES'S PLACE PLC	608,971	892,190

DIVERSIFIED EQUITY FUND
TOTAL INVESTMENTS AS OF JUNE 30, 2019

MARKET VALUE

CUSIP #	COMMON STOCKS - INTERNATIONAL	QPP	TDA
B030GJ7	STANDARD BANK GROUP LTD	\$1,131,321	\$1,657,472
0408284	STANDARD CHARTERED PLC	2,104,758	3,083,633
BF8Q6K6	STANDARD LIFE ABERDEEN PLC	459,759	673,583
6841106	STANLEY ELECTRIC CO LTD	167,095	244,806
856552203	STATE BANK OF INDIA	130,341	190,959
BSQCB24	STATE BANK OF INDIA	890,798	1,305,088
B0KM9T7	STHREE PLC	135,362	198,315
5962332	STMICROELECTRONICS NV	612,155	896,855
6850856	STOCKLAND	340,840	499,357
5072673	STORA ENSO OYJ	338,757	496,305
7156832	STRAUMANN HOLDING AG	467,463	684,869
6356406	SUBARU CORP	761,654	1,115,882
B3B8D04	SUEZ	244,353	357,996
B27WYK0	SUL AMERICA SA	143,239	209,857
B0M0C89	SUMCO CORP	223,953	328,108
6858560	SUMITOMO CHEMICAL CO LTD	353,235	517,517
6858946	SUMITOMO CORP	890,738	1,305,000
6250865	SUMITOMO DAINIPPON PHARMA CO LTD	158,345	231,987
6858708	SUMITOMO ELECTRIC INDUSTRIES LTD	481,702	705,731
6858731	SUMITOMO HEAVY INDUSTRIES LTD	198,216	290,402
6858849	SUMITOMO METAL MINING CO LTD	331,184	485,209
6563024	SUMITOMO MITSUI FINANCIAL GROUP INC	2,788,025	4,084,671
6431897	SUMITOMO MITSUI TRUST HOLDINGS INC	594,760	871,369
6858902	SUMITOMO REALTY & DEVELOPMENT CO LTD	588,568	862,297
6858991	SUMITOMO RUBBER INDUSTRIES LTD	103,837	152,129
6859927	SUN HUNG KAI PROPERTIES LTD	1,347,311	1,973,914
B3NB1P2	SUNCOR ENERGY INC	1,029,224	1,507,893
6585084	SUNCORP GROUP LTD	596,106	873,341
6817895	SUNDRUG CO LTD	331,011	484,956
2817510	SUNOPTA INC	112,484	164,797
B04PZ72	SUNTEC REAL ESTATE INVESTMENT TRUST	145,116	212,606
BBD7Q84	SUNTORY BEVERAGE & FOOD LTD	285,994	419,003
6864329	SURUGA BANK LTD	102,454	150,102
6865560	SUZUKEN CO LTD/AICHI JAPAN	221,294	324,213
6865504	SUZUKI MOTOR CORP	856,184	1,254,376
BXDZ9Q1	SVENSKA HANDELSBANKEN AB	754,962	1,106,078
7184736	SWATCH GROUP AG/THE	140,919	206,457
7184725	SWATCH GROUP AG/THE	1,504,603	2,204,360
4846523	SWEDBANK AB	690,525	1,011,673
5048566	SWEDISH MATCH AB	366,558	537,035

DIVERSIFIED EQUITY FUND
TOTAL INVESTMENTS AS OF JUNE 30, 2019

MARKET VALUE

CUSIP #	COMMON STOCKS - INTERNATIONAL	QPP	TDA
6867748	SWIRE PACIFIC LTD	\$299,660	\$439,025
B67C2G0	SWIRE PROPERTIES LTD	241,132	353,276
7437805	SWISS LIFE HOLDING AG	849,796	1,245,016
B083BH4	SWISS PRIME SITE AG	332,243	486,761
B545MG5	SWISS RE AG	1,541,308	2,258,135
5533976	SWISSCOM AG	636,313	932,248
B70DWB2	SYDNEY AIRPORT STAPLED SECURITY	327,807	480,263
B1JB4K8	SYMRISE AG	613,566	898,922
6883807	SYSMEX CORP	556,684	815,585
6537881	SYSTEMA CORP	504,333	738,886
6744294	T&D HOLDINGS INC	289,978	424,840
6873262	TABCORP HOLDINGS LTD	294,167	430,978
6660204	TAIHEIYO CEMENT CORP	269,495	394,831
6870100	TAISEI CORP	363,854	533,075
B3QX5G4	TAISHO PHARMACEUTICAL HOLDINGS CO LTD	133,300	195,295
B04BGQ6	TAIWAN HIGH SPEED RAIL CORP	327,282	479,493
6122243	TAIWAN NAVIGATION CO LTD	12,326	18,059
874039100	TAIWAN SEMICONDUCTOR MANUFACTURING CO LTD	936,718	1,372,365
6889106	TAIWAN SEMICONDUCTOR MANUFACTURING CO LTD	4,048,713	5,931,677
6740140	TAIWAN SURFACE MOUNTING TECHNOLOGY CORP	29,823	43,692
6640541	TAIYO NIPPON SANSO CORP	141,239	206,926
6870445	TAKEDA PHARMACEUTICAL CO LTD	2,949,457	4,321,181
B3DG931	TARSUS GROUP PLC	288,404	422,534
B01NPJ1	TATA CONSULTANCY SERVICES LTD	2,723,945	3,990,789
B5P7L41	TAURON POLSKA ENERGIA SA	5,899	8,642
B1RMFT9	TAV HAVALIMANLARI HOLDING AS	34,106	49,968
0878230	TAYLOR WIMPEY PLC	313,610	459,463
BJMY6G0	TC ENERGY CORP	538,157	788,442
B6X51B1	TCI CO LTD	269,223	394,433
6869302	TDK CORP	500,531	733,316
7110902	TECAN GROUP AG	479,865	703,040
B4MMD80	TECHNICOLOR SA	22,733	33,305
B0190C7	TECHTRONIC INDUSTRIES CO LTD	530,734	777,567
B16FTB9	TECNICAS REUNIDAS SA	94,927	139,075
0104861	TED BAKER PLC	37,282	54,622
6880507	TEIJIN LTD	166,948	244,592
B29D241	TEKFEN HOLDING AS	43,786	64,150
B97C733	TELE2 AB	353,206	517,475
B0S6009	TELECOM EGYPT CO	14,422	21,129
7634394	TELECOM ITALIA SPA/MILANO	246,804	361,587

DIVERSIFIED EQUITY FUND
TOTAL INVESTMENTS AS OF JUNE 30, 2019

MARKET VALUE

CUSIP #	COMMON STOCKS - INTERNATIONAL	QPP	TDA
7634402	TELECOM ITALIA SPA/MILANO SAVINGS SHARE	\$140,671	\$206,093
5959378	TELEFONAKTIEBOLAGET LM ERICSSON	1,452,338	2,127,788
87936R106	TELEFONICA BRASIL SA	43,297	63,433
B7VG6L8	TELEFONICA DEUTSCHLAND HOLDING AG	141,767	207,700
5732524	TELEFONICA SA	1,905,384	2,791,534
6868398	TELEKOM MALAYSIA BHD	115,483	169,192
B0LKSK4	TELENET GROUP HOLDING NV	146,285	214,319
4732495	TELENOR ASA	785,102	1,150,235
5999330	TELEPERFORMANCE	895,694	1,312,261
B87ZDH1	TELEVISION BROADCASTS LTD	99,754	146,147
5978384	TELIA CO AB	639,557	937,000
6087289	TELSTRA CORP LTD	555,059	813,205
7147892	TEMENOS AG	702,434	1,029,120
6904612	TENAGA NASIONAL BHD	718,160	1,052,160
7538515	TENARIS SA	311,738	456,720
B01BN57	TERNA RETE ELETTRICA NAZIONALE SPA	439,991	644,621
880890108	TERNIUM SA	505,101	740,012
6885074	TERUMO CORP	2,298,593	3,367,616
0884709	TESCO PLC	3,179,420	4,658,095
2883878	TEVA PHARMACEUTICAL INDUSTRIES LTD	393,540	576,566
881624209	TEVA PHARMACEUTICAL INDUSTRIES LTD	409,927	600,574
B15SLC4	TGS NOPEC GEOPHYSICAL CO ASA	831,675	1,218,468
B0305J0	THAI OIL PCL	281,866	412,955
4162791	THALES SA	644,614	944,409
6869131	THK CO LTD	128,048	187,600
5636927	THYSSENKRUPP AG	292,401	428,391
B0J4PP2	TIGER BRANDS LTD	719,545	1,054,189
2292560	TIM PARTICIPACOES SA	15,136	22,176
6895169	TOBU RAILWAY CO LTD	260,598	381,797
6895181	TOEI CO LTD	126,379	185,154
6895200	TOHO CO LTD/TOKYO	234,034	342,877
6895222	TOHO GAS CO LTD	146,857	215,156
6895266	TOHOKU ELECTRIC POWER CO INC	214,371	314,070
6513126	TOKIO MARINE HOLDINGS INC	1,977,754	2,897,561
6679794	TOKYO CENTURY CORP	85,728	125,598
6895404	TOKYO ELECTRIC POWER CO HOLDINGS INC	393,952	577,171
6895675	TOKYO ELECTRON LTD	1,442,306	2,113,090
6895448	TOKYO GAS CO LTD	448,167	656,599
6894898	TOKYO OHKA KOGYO CO LTD	324,532	475,465
6895426	TOKYO TATEMONO CO LTD	181,444	265,830

DIVERSIFIED EQUITY FUND
TOTAL INVESTMENTS AS OF JUNE 30, 2019

MARKET VALUE

CUSIP #	COMMON STOCKS - INTERNATIONAL	QPP	TDA
6896548	TOKYU CORP	\$452,206	\$662,517
BDC6LT2	TOKYU FUDOSAN HOLDINGS CORP	162,018	237,369
6897024	TOPPAN PRINTING CO LTD	176,626	258,771
6897143	TORAY INDUSTRIES INC	539,128	789,863
2897222	TORONTO-DOMINION BANK/THE	245,297	359,378
6897217	TOSHIBA CORP	857,187	1,255,844
6897295	TOSHIBA PLANT SYSTEMS & SERVICES CORP	139,588	204,507
6900289	TOSOH CORP	187,563	274,794
B15C557	TOTAL SA	10,146,512	14,865,422
6897466	TOTO LTD	293,307	429,717
6900267	TOYO SEIKAN GROUP HOLDINGS LTD	139,312	204,103
6899967	TOYO SUISAN KAISHA LTD	190,335	278,856
6900557	TOYODA GOSEI CO LTD	66,289	97,118
6900546	TOYOTA INDUSTRIES CORP	384,364	563,123
6900643	TOYOTA MOTOR CORP	8,097,376	11,863,280
6900580	TOYOTA TSUSHO CORP	338,156	495,424
B1H0DZ5	TP ICAP PLC	153,849	225,400
6351876	TPG TELECOM LTD	80,324	117,680
BKDTK92	TRAINLINE PLC	124,915	183,010
B03MY66	TRAKYA CAM SANAYII AS	28,100	41,169
B1G8KX7	TRANSMISSORA ALIANCA DE ENERGIA ELETRICA SA	164,173	240,526
6200882	TRANSURBAN GROUP STAPLED SECURITY	1,369,151	2,005,912
BKF1H51	TRATON SE	72,844	106,722
0773960	TRAVIS PERKINS PLC	1,193,983	1,749,277
B61JC67	TREASURY WINE ESTATES LTD	369,483	541,321
6125286	TREND MICRO INC/JAPAN	298,262	436,977
BXDZ972	TRYG A/S	192,756	282,403
6906072	TSANN KUEN ENTERPRISE CO LTD	8,073	11,827
B00CSV2	TSUKUI CORP	100,477	147,206
B0MKZN5	TSURUHA HOLDINGS INC	153,709	225,195
6397870	TTY BIOPHARM CO LTD	433,767	635,502
B11LJN4	TUI AG	202,166	296,188
B03MYK0	TURK HAVA YOLLARI AO	111,314	163,084
B2RCGV5	TURK TELEKOMUNIKASYON AS	120,913	177,147
B03MYP5	TURKIYE GARANTI BANKASI AS	644,337	944,004
B1WTMP0	TURKIYE HALK BANKASI AS	244,120	357,655
B03MYS8	TURKIYE IS BANKASI AS	600,895	880,357
B03MXR0	TURKIYE SISE VE CAM FABRIKALARI AS	60,894	89,214
B0N6YC4	TURKIYE VAKIFLAR BANKASI TAO	318,454	466,559
B1L3CS6	UBISOFT ENTERTAINMENT SA	321,120	470,465

**DIVERSIFIED EQUITY FUND
TOTAL INVESTMENTS AS OF JUNE 30, 2019**

MARKET VALUE

CUSIP #	COMMON STOCKS - INTERNATIONAL	QPP	TDA
BRJL176	UBS GROUP AG	\$3,617,432	\$5,299,816
5596991	UCB SA	1,002,383	1,468,568
7A7171S	UDG HEALTHCARE PLC	158,183	231,750
6382564	UIL CO LTD	12,360	18,108
B01GZF6	ULTRATECH CEMENT LTD	512,874	751,400
BF44466	UMICORE SA	325,113	476,316
BFYM460	UNIBAIL-RODAMCO-WESTFIELD	706,049	1,034,416
BF2PQ09	UNIBAIL-RODAMCO-WESTFIELD	342,990	502,507
BH4H4H0	UNICAJA BANCO SA	193,734	283,835
6911485	UNICHARM CORP	594,085	870,381
BYMXPS7	UNICREDIT SPA	1,473,355	2,158,579
BXVM276	UNIFIN FINANCIERA SAB DE CV SOFOM ENR	351,754	515,347
B12T3J1	UNILEVER NV DUTCH CERT	4,432,058	6,493,306
B10RZP7	UNILEVER PLC	4,397,565	6,442,771
6137720	UNIMICRON TECHNOLOGY CORP	186,607	273,394
BZ6CZ43	UNIPER SE	298,340	437,091
6700393	UNI-PRESIDENT ENTERPRISES CORP	428,945	628,437
B05MGY6	UNISEM M BHD	114,957	168,421
0692861	UNITE GROUP PLC/THE	193,385	283,325
3335969	UNITED DRUG ORD	12,103	17,732
4354134	UNITED INTERNET AG	192,034	281,345
910873405	UNITED MICROELECTRONICS CORP	64,160	93,999
6916628	UNITED MICROELECTRONICS CORP	485,245	710,921
6916781	UNITED OVERSEAS BANK LTD	3,112,291	4,559,746
6723839	UNITED URBAN INVESTMENT CORP	259,513	380,206
B39J2M4	UNITED UTILITIES GROUP PLC	329,104	482,162
6916844	UOL GROUP LTD	144,810	212,157
5051252	UPM-KYMMENE OYJ	702,803	1,029,660
6918981	USHIO INC	407,465	596,967
6171494	USS CO LTD	228,616	334,940
B1V04K3	UT GROUP CO LTD	375,662	550,373
B0217K9	VALE INDONESIA TBK PT	482,740	707,252
2196286	VALE SA	509,898	747,039
91912E105	VALE SA	2,300,995	3,371,136
BDC5ST8	VALEO SA	397,369	582,176
B5YGG00	VALEURA ENERGY INC	164,064	240,366
B28XTQ3	VALUE PARTNERS GROUP LTD	164,106	240,429
5716302	VAN LANSCHOT KEMPEN NV DUTCH CERT	118,422	173,497
BZ13VD2	VA-Q-TEC AG	301,718	442,040
6163446	VENKY'S INDIA LTD	1,043	1,529

DIVERSIFIED EQUITY FUND
TOTAL INVESTMENTS AS OF JUNE 30, 2019

MARKET VALUE

CUSIP #	COMMON STOCKS - INTERNATIONAL	QPP	TDA
6927374	VENTURE CORP LTD	\$337,219	\$494,052
4031879	VEOLIA ENVIRONNEMENT SA	659,240	965,837
4661607	VERBUND AG	172,924	253,347
5964651	VESTAS WIND SYSTEMS A/S	836,407	1,225,400
BY7QXS7	VICINITY CENTRES	273,773	401,098
BDT5BK3	VIEMED HEALTHCARE INC	425,167	622,903
BZ12TW4	VIFOR PHARMA AG	325,743	477,238
B1XH026	VINCI SA	3,335,829	4,887,247
6927590	VITASOY INTERNATIONAL HOLDINGS LTD	177,592	260,186
2931324	VITRO SAB DE CV	17,954	26,305
4834777	VIVENDI SA	1,247,264	1,827,338
BH4HKS3	VODAFONE GROUP PLC	2,202,861	3,227,361
4943402	VOESTALPINE AG	239,431	350,784
5497102	VOLKSWAGEN AG	273,990	401,417
B1QH830	VOLVO AB	1,167,063	1,709,837
BBJPFY1	VONOVIA SE	1,567,824	2,296,983
B1TSL19	VZ HOLDING AG	205,787	301,494
BW1YVH8	WAL-MART DE MEXICO SAB DE CV	559,016	819,002
B9T999050	WALTER SCOTT MILBURN FUND	76,960,284	112,752,740
4525189	WARTSILA OYJ ABP	518,286	759,328
0946580	WEIR GROUP PLC/THE	1,074,734	1,574,568
B3CF1G6	WELCIA HOLDINGS CO LTD	93,237	136,599
7390113	WENDEL SA	173,703	254,488
6948836	WESFARMERS LTD	1,441,315	2,111,637
6957995	WEST JAPAN RAILWAY CO	642,662	941,549
6076146	WESTPAC BANKING CORP	3,421,179	5,012,291
BLLHKZ1	WH GROUP LTD	478,520	701,068
6435576	WHARF HOLDINGS LTD/THE	153,703	225,187
BF0GWS4	WHARF REAL ESTATE INVESTMENT CO LTD	442,609	648,456
6981488	WHEELOCK & CO LTD	272,797	399,668
B1KJJ40	WHITBREAD PLC	526,087	770,758
5699373	WIENERBERGER AG	279,404	409,348
B17KC69	WILMAR INTERNATIONAL LTD	250,698	367,291
6662404	WILSON BAYLY HOLMES-OVCON LTD	127,780	187,207
6972385	WING TAI HOLDINGS LTD	141,131	206,768
6206051	WIPRO LTD	109,341	160,193
7508927	WIRECARD AG	993,121	1,454,999
M98068105	WIX.COM LTD	760,320	1,113,927
0604316	WM MORRISON SUPERMARKETS PLC	301,173	441,242
92932M101	WNS HOLDINGS LTD	36,398	53,326

DIVERSIFIED EQUITY FUND
TOTAL INVESTMENTS AS OF JUNE 30, 2019

MARKET VALUE

CUSIP #	COMMON STOCKS - INTERNATIONAL	QPP	TDA
5671519	WOLTERS KLUWER NV	\$1,537,114	\$2,251,990
6979728	WOODSIDE PETROLEUM LTD	1,195,359	1,751,293
6981239	WOOLWORTHS GROUP LTD	2,148,754	3,148,090
6173401	WOONGJIN COWAY CO LTD	31,629	46,339
BNFWR44	WORLDLINE SA/FRANCE	505,335	740,355
6562474	WORLEYPARSONS LTD	160,679	235,407
B8KF9B4	WPP PLC	1,564,526	2,292,151
B4JSTL6	WYNN MACAU LTD	156,924	229,906
B05NXN7	XINYI GLASS HOLDINGS LTD	277,677	406,819
6084848	YAHOO JAPAN CORP	397,072	581,741
6985112	YAKULT HONSHA CO LTD	341,901	500,911
6985026	YAMADA DENKI CO LTD	152,135	222,889
6642387	YAMAHA CORP	337,130	493,922
6985264	YAMAHA MOTOR CO LTD	723,074	1,059,359
6985565	YAMATO HOLDINGS CO LTD	299,056	438,140
6985509	YAMAZAKI BAKING CO LTD	105,028	153,874
B1VT035	YANGZIJANG SHIPBUILDING HOLDINGS LTD	133,250	195,222
B03MZJ6	YAPI VE KREDI BANKASI AS	73,185	107,221
7751259	YARA INTERNATIONAL ASA	1,886,361	2,763,664
6986041	YASKAWA ELECTRIC CORP	395,383	579,267
BD9GZX7	YIHAI INTERNATIONAL HOLDING LTD	277,225	406,156
6986427	YOKOGAWA ELECTRIC CORP	231,053	338,510
6986461	YOKOHAMA RUBBER CO LTD/THE	106,608	156,190
B622C10	YOUNGONE CORP	26,940	39,469
6150493	YOUNGONE HOLDINGS CO LTD	15,721	23,032
6424110	YUANTA FINANCIAL HOLDING CO LTD	506,073	741,436
6586537	YUE YUEN INDUSTRIAL HOLDINGS LTD	106,778	156,437
B13V385	YUME NO MACHI SOUZOU IINKAI CO LTD	56,246	82,405
BQV0SV7	ZALANDO SE	294,387	431,300
B0SDJB4	ZEALAND PHARMA A/S	24,457	35,831
98920Y304	ZEALAND PHARMA A/S	25,408	37,225
B89W5H4	ZESPOL ELEKTROWNI PATNOW ADAMOW KONIN SA	4,595	6,732
B734XQ4	ZHEN DING TECHNOLOGY HOLDING LTD	381,943	559,575
B292RC1	ZOZO INC	173,795	254,623
6989976	ZUKEN INC	331,676	485,932
B13WZ26	ZUMTOBEL GROUP AG	57,983	84,949
5983816	ZURICH INSURANCE GROUP AG	3,545,886	5,194,996

DIVERSIFIED EQUITY FUND
TOTAL INVESTMENTS AS OF JUNE 30, 2019

MARKET VALUE

CUSIP #	CONVERTIBLE PREFERRED STOCK	QPP	TDA
90214R103	2017 MANDATORY EXCHANGEABLE TRUST	\$309,740	\$453,793
025537127	AMERICAN ELECTRIC POWER CO INC	1,175,256	1,721,841
03836W202	AQUA AMERICA INC	504,266	738,789
04621X207	ASSURANT INC	1,712,960	2,509,618
05352A209	AVANTOR INC	1,324,556	1,940,577
060505682	BANK OF AMERICA CORP	909,315	1,332,217
075887208	BECTON DICKINSON AND CO	2,706,293	3,964,927
G16962204	BUNGE LTD	1,163,874	1,705,165
15189T503	CENTERPOINT ENERGY INC	1,156,486	1,694,342
15912K209	CHANGE HEALTHCARE INC	609,729	893,299
194014205	COLFAX CORP	423,793	620,889
22822V309	CROWN CASTLE INTERNATIONAL CORP	1,865,323	2,732,841
235851300	DANAHER CORP	2,346,245	3,437,429
25746U133	DOMINION ENERGY INC	1,541,809	2,258,868
233331883	DTE ENERGY CO	348,373	510,394
29272W208	ENERGIZER HOLDINGS INC	582,629	853,597
34959J207	FORTIVE CORP	1,252,265	1,834,665
459506309	INTERNATIONAL FLAVORS & FRAGRANCES INC	965,610	1,414,693
65339F820	NEXTERA ENERGY INC	1,493,234	2,187,703
74736A301	QTS REALTY TRUST INC	811,866	1,189,447
76169B201	REXNORD CORP	504,671	739,382
816851406	SEMPRA ENERGY	421,618	617,703
816851505	SEMPRA ENERGY	607,168	889,547
838518116	SOUTH JERSEY INDUSTRIES INC	265,730	389,315
854502887	STANLEY BLACK & DECKER INC	1,153,076	1,689,345
949746804	WELLS FARGO & CO	904,146	1,324,643

DIVERSIFIED EQUITY FUND
TOTAL INVESTMENTS AS OF JUNE 30, 2019

MARKET VALUE

CUSIP #	PREFERRED STOCKS - INTERNATIONAL	QPP	TDA
B00FM53	BANCO BRADESCO SA	\$2,601,941	\$3,812,043
B23F8S9	BANCO DO ESTADO DO RIO GRANDE DO SUL SA	915,629	1,341,467
5756030	BAYERISCHE MOTOREN WERKE AG	185,610	271,933
2440972	CIA DE TRANSMISSAO DE ENERGIA ELETRICA PAULISTA	27,667	40,534
B07C6Z5	CIA FERRO LIGAS DA BAHIA - FERBASA	31,533	46,198
4354350	FUCHS PETROLUB SE	748,402	1,096,466
5076705	HENKEL AG & CO KGAA	884,139	1,295,332
5545670	JUNGHEINRICH AG	351,213	514,555
2684532	PETROLEO BRASILEIRO SA	347,752	509,483
7101069	PORSCHE AUTOMOBIL HOLDING SE	484,349	709,609
BJ02V94	ROLLS-ROYCE HOLDINGS PLC	12,810	18,768
6773812	SAMSUNG ELECTRONICS CO LTD	1,131,474	1,657,697
5843329	SARTORIUS AG	348,528	510,620
B3ZCNF7	TELEFONICA BRASIL SA	986,865	1,445,833
2905879	UNIPAR CARBOCLORO SA	52,485	76,894
5497168	VOLKSWAGEN AG	2,250,965	3,297,837

CUSIP #	CONVERTIBLE BONDS	QPP	TDA
282914AA8	8X8 INC	\$531,726	\$779,019
007903BD8	ADVANCED MICRO DEVICES INC	150,999	221,225
00922RAB1	AIR TRANSPORT SERVICES GROUP INC	985,908	1,444,431
00971TAJ0	AKAMAI TECHNOLOGIES INC	1,541,014	2,257,704
021369AA1	ALTAIR ENGINEERING INC	438,363	642,235
94973VBG1	ANTHEM INC	569,030	833,672
04010LAW3	ARES CAPITAL CORP	400,584	586,886
049164BJ4	ATLAS AIR WORLDWIDE HOLDINGS INC	1,015,841	1,488,285
04947PAB8	ATLASSIAN INC	699,219	1,024,409
054536AD9	AXA SA	2,235,188	3,274,723
08180DAA4	BENEFITFOCUS INC	454,918	666,489
09061GAF8	BIOMARIN PHARMACEUTICAL INC	1,332,383	1,952,043
09257WAB6	BLACKSTONE MORTGAGE TRUST INC	599,343	878,084
09709TED9	BOFA FINANCE LLC	433,258	634,757
741503AX4	BOOKING HOLDINGS INC	923,145	1,352,479
741503AS5	BOOKING HOLDINGS INC	1,421,153	2,082,098
127686AA1	CAESARS ENTERTAINMENT CORP	1,245,886	1,825,319
9D6134B	CB SOLUTIA, INC	1,058	1,549
15189T206	CENTERPOINT ENERGY INC	767,477	1,124,413
16115QAD2	CHART INDUSTRIES INC	638,092	934,854
163092AC3	CHEGG INC	878,792	1,287,498
16411RAG4	CHENIERE ENERGY INC	219,206	321,154

DIVERSIFIED EQUITY FUND
TOTAL INVESTMENTS AS OF JUNE 30, 2019

MARKET VALUE

CUSIP #	CONVERTIBLE BONDS	QPP	TDA
165167CY1	CHESAPEAKE ENERGY CORP	\$674,951	\$988,854
169483AE4	CHINA MEDICAL TECHNOLOGIES INC	682	1,000
185899AA9	CLEVELAND-CLIFFS INC	976,685	1,430,919
189464AB6	CLOVIS ONCOLOGY INC	172,887	253,292
207410AE1	CONMED CORP	766,711	1,123,290
21870UAA4	COREENERGY INFRASTRUCTURE TRUST INC	473,664	693,954
22266LAD8	COUPA SOFTWARE INC	1,124,311	1,647,203
225447AA9	CREE INC	428,677	628,044
126349AF6	CSG SYSTEMS INTERNATIONAL INC	498,175	729,865
22943FAH3	CTRIP.COM INTERNATIONAL LTD	938,246	1,374,603
232806AM1	CYPRESS SEMICONDUCTOR CORP	445,609	652,852
252131AG2	DEXCOM INC	1,621,479	2,375,591
25470MAB5	DISH NETWORK CORP	1,685,866	2,469,923
256163AA4	DOCUSIGN INC	1,344,436	1,969,703
267475AB7	DYCOM INDUSTRIES INC	500,032	732,585
286082AC6	ELECTRONICS FOR IMAGING INC	143,450	210,165
29404KAB2	ENVESTNET INC	1,305,397	1,912,506
298736AJ8	EURONET WORLDWIDE INC	1,367,919	2,004,106
30063PAB1	EXACT SCIENCES CORP	1,667,535	2,443,067
302301AE6	EZCORP INC	482,201	706,461
31816QAD3	FIREEYE INC	219,882	322,145
31816QAF8	FIREEYE INC	698,094	1,022,762
338307AB7	FIVE9 INC	322,663	472,726
33938JAB2	FLEXION THERAPEUTICS INC	483,985	709,076
34959JAJ7	FORTIVE CORP	963,892	1,412,176
36164VAA5	GCI LIBERTY INC	1,335,266	1,956,267
393657AK7	GREENBRIER COS INC/THE	401,958	588,899
401617AC9	GUESS? INC	563,080	824,956
40171VAA8	GUIDEWIRE SOFTWARE INC	1,094,088	1,602,923
42330PAJ6	HELIX ENERGY SOLUTIONS GROUP INC	405,577	594,202
42703MAD5	HERBALIFE NUTRITION LTD	476,135	697,574
44052TAB7	HORIZON PHARMA INVESTMENT LTD	1,110,127	1,626,422
16949NAC3	HUAZHU GROUP LTD	625,616	916,575
443573AB6	HUBSPOT INC	232,394	340,475
44932FAA5	IAC FINANCECO 2 INC	1,337,140	1,959,013
44931RAA0	IAC FINANCECO INC	588,334	861,954
19625XAB8	IH MERGER SUB LLC	1,306,752	1,914,493
452327AH2	ILLUMINA INC	950,012	1,391,841
452327AJ8	ILLUMINA INC	1,162,945	1,703,804
45772FAC1	INPHI CORP	367,414	538,290
457669AA7	INSMED INC	720,948	1,056,245

DIVERSIFIED EQUITY FUND
TOTAL INVESTMENTS AS OF JUNE 30, 2019

MARKET VALUE

CUSIP #	CONVERTIBLE BONDS	QPP	TDA
45784PAH4	INSULET CORP	\$1,735,383	\$2,542,470
458140AF7	INTEL CORP	672,232	984,872
45845PAA6	INTERCEPT PHARMACEUTICALS INC	480,744	704,326
45867GAA9	INTERDIGITAL INC	522,564	765,596
464337AJ3	IONIS PHARMACEUTICALS INC	531,574	778,797
46267XAC2	IQIYI INC	548,037	802,916
472145AB7	JAZZ INVESTMENTS I LTD	119,027	174,383
472145AD3	JAZZ INVESTMENTS I LTD	814,202	1,192,869
48242WAA4	KBR INC	1,298,474	1,902,364
53046PAA7	LIBERTY EXPEDIA HOLDINGS INC	77,838	114,039
53069QAA7	LIBERTY LATIN AMERICA LTD	688,070	1,008,075
531229AB8	LIBERTY MEDIA CORP	1,306,240	1,913,742
531229AH5	LIBERTY MEDIA CORP	1,335,108	1,956,036
531229AF9	LIBERTY MEDIA CORP-LIBERTY FORMULA ONE	362,586	531,216
538146AA9	LIVEPERSON INC	517,541	758,238
55024UAB5	LUMENTUM HOLDINGS INC	1,348,598	1,975,801
57164YAB3	MARRIOTT VACATIONS WORLDWIDE CORP	724,930	1,062,079
584688AG0	MEDICINES CO/THE	126,728	185,666
584688AE5	MEDICINES CO/THE	229,423	336,122
58733RAC6	MERCADOLIBRE INC	390,361	571,910
59001KAF7	MERITOR INC CALL/PUT	783,834	1,148,377
595017AF1	MICROCHIP TECHNOLOGY INC	3,807,573	5,578,387
630104AB3	NANTHEALTH INC	278,752	408,393
64125CAD1	NEUROCRINE BIOSCIENCES INC	1,161,616	1,701,857
64829BAB6	NEW RELIC INC	1,462,876	2,143,227
65366HAB9	NICE SYSTEMS INC	530,410	777,091
66705PAC7	NRF HOLDCO LLC CALL/PUT	645,393	945,550
629377CG5	NRG ENERGY INC CALL/PUT	960,408	1,407,072
67020YAN0	NUANCE COMMUNICATIONS INC	612,388	897,196
67059NAB4	NUTANIX INC	513,847	752,825
670704AG0	NUVASIVE INC	960,572	1,407,312
62952QAB6	NXP SEMICONDUCTOR NV	682,355	999,703
674215AJ7	OASIS PETROLEUM INC	807,500	1,183,050
678026AH8	OIL STATES INTERNATIONAL INC	79,282	116,154
679295AB1	OKTA INC	651,564	954,591
682189AP0	ON SEMICONDUCTOR CORP	1,172,709	1,718,110
682189AK1	ON SEMICONDUCTOR CORP	347,233	508,723
671044AD7	OSI SYSTEMS INC	822,469	1,204,980
697435AC9	PALO ALTO NETWORKS INC	2,438,197	3,572,147
72941BAA4	PLURALSIGHT INC	1,470,533	2,154,444
69354NAB2	PRA GROUP INC	1,031,074	1,510,603
74139CAB8	PRETIUM RESOURCES INC	427,075	625,698

DIVERSIFIED EQUITY FUND
TOTAL INVESTMENTS AS OF JUNE 30, 2019

MARKET VALUE

CUSIP #	CONVERTIBLE BONDS	QPP	TDA
74624MAB8	PURE STORAGE INC	\$997,692	\$1,461,696
74736LAB5	Q2 HOLDINGS INC	504,797	739,567
74736LAC3	Q2 HOLDINGS INC	662,095	970,020
749119AB9	QUOTIENT TECHNOLOGY INC	672,332	985,018
753422AA2	RAPID7 INC	1,419,736	2,080,023
75606NAB5	REALPAGE INC	491,760	720,466
761299AB2	RETROPHIN INC	303,868	445,191
74967XAB9	RH	427,735	626,664
761283AC4	RH	557,551	816,855
76680RAD9	RINGCENTRAL INC	620,868	909,620
803607AB6	SAREPTA THERAPEUTICS INC	886,004	1,298,064
81762PAC6	SERVICENOW INC	1,772,624	2,597,030
826919AB8	SILICON LABORATORIES INC	290,703	425,903
829ESC9D6	SINO-FOREST CORP	2,400	3,516
848637AA2	SPLUNK INC	2,389,909	3,501,401
852234AD5	SQUARE INC	2,179,661	3,193,371
BF1XNS1	STMICROELECTRONICS NV	1,159,100	1,698,171
868459AD0	SUPERNUS PHARMACEUTICALS INC	614,803	900,734
873379AB7	TABULA RASA HEALTHCARE INC	734,941	1,076,745
87918AAC9	TELADOC HEALTH INC	1,487,561	2,179,392
880770AG7	TERADYNE INC	721,029	1,056,363
831ESC413	TERRAVIA HOLDINGS INC	4,554	6,672
88160RAC5	TESLA INC	550,029	805,835
88160RAG6	TESLA INC	681,951	999,111
893830BJ7	TRANSOCEAN INC	642,156	940,808
90138FAB8	TWILIO INC	1,009,519	1,479,023
90184LAD4	TWITTER INC	354,477	519,336
90184LAF9	TWITTER INC	1,426,426	2,089,824
92343XAA8	VERINT SYSTEMS INC	706,447	1,035,000
925550AE5	VIAVI SOLUTIONS INC	492,063	720,910
925550AB1	VIAVI SOLUTIONS INC	1,137,597	1,666,667
928298AN8	VISHAY INTERTECHNOLOGY INC	535,141	784,023
92886TAH5	VONAGE HOLDINGS CORP	574,964	842,366
94419LAB7	WAYFAIR INC	236,048	345,828
958102AN5	WESTERN DIGITAL CORP	472,646	692,463
92940WAA7	WIX.COM LTD	291,563	427,162
98138HAF8	WORKDAY INC	1,892,134	2,772,122
98235TAG2	WRIGHT MEDICAL GROUP INC	1,742,167	2,552,408
98426TAC0	YY INC	508,080	744,376
98936JAB7	ZENDESK INC	1,884,805	2,761,384
98954MAB7	ZILLOW GROUP INC	869,824	1,274,359
98986TAA6	ZYNGA INC	297,037	435,182

SUMMARY OF TOTAL INVESTMENTS

	QPP		TDA	
	Market Value	% of Total	Market Value	% of Total
TOTAL COMMON STOCKS - DOMESTIC	\$4,644,787,816	77.28%	\$6,804,971,733	77.28%
TOTAL COMMON STOCKS - INTERNATIONAL	1,143,089,355	19.02%	1,674,713,907	19.02%
TOTAL CONVERTIBLE PREFERRED STOCKS	27,060,033	0.45%	39,645,032	0.45%
TOTAL PREFERRED STOCKS - INTERNATIONAL	11,361,361	0.19%	16,645,269	0.19%
TOTAL CONVERTIBLE BONDS	120,151,914	2.00%	176,031,805	2.00%
OTHER INVESTMENTS				
Cash, Short-Term Investments and Accrued Income	64,078,322	1.06%	93,879,674	1.06%
TOTAL INVESTMENTS	\$6,010,528,801	100.00%	\$8,805,887,420	100.00%

*For comparison to the *Statement of Fiduciary Net Position* in the FY 2018/2019 *Comprehensive Annual Financial Report*, please note the following: The *Investment Portfolios* listing includes \$12,858,875 QPP and \$18,839,242 TDA net receivables as of 6/30/19. It also excludes QPP \$72,632,121 and TDA \$34,778,699 local securities on reserve for administrative and investment expenses.

Statement of Total Investments for the Balanced Fund



**BALANCED FUND
TOTAL INVESTMENTS AS OF JUNE 30, 2019**

CUSIP #	COMMON STOCKS	MARKET VALUE	
		QPP	TDA
AAP9972L9	VANGUARD TOTAL WORLD STOCK	\$19,142,960	\$101,331,353
AAP9925M5	VANGUARD SHORT TERM BOND	43,358,839	229,515,705

SUMMARY OF TOTAL INVESTMENTS

	QPP		TDA	
	Market Value	% of Total	Market Value	% of Total
TOTAL COMMON STOCKS	\$62,501,799	98.77%	\$330,847,058	98.77%
OTHER INVESTMENTS				
Cash, Short-Term Investments, and Accrued Income	776,814	1.23%	4,111,989	1.23%
TOTAL INVESTMENTS*	\$63,278,613	100.00%	\$334,959,047	100.00%

*For comparison to the *Statement of Fiduciary Net Position* in the FY 2018/2019 *Comprehensive Annual Financial Report*, please note the following: The *Investment Portfolios* listing includes \$1,381 QPP and \$7,310 TDA net payables as of 6/30/19.

Statement of Total Investments for the International Equity Fund



INTERNATIONAL EQUITY FUND
TOTAL INVESTMENTS AS OF JUNE 30, 2019

MARKET VALUE

CUSIP #	COMMON STOCKS - INTERNATIONAL	QPP	TDA
5734672	1&1 DRILLISCH AKTIENGESELLSCHAFT	\$840	\$11,399
B1YW440	3I GROUP PLC	6,890	93,441
6287250	A2 MILK CO LTD	3,333	45,203
B1W8P14	AALBERTS NV	1,653	22,416
7380062	AAREAL BANK AG	1,847	25,050
7108899	ABB LTD	17,971	243,739
6292102	ABC-MART INC	1,099	14,903
BYQP136	ABN AMRO BANK NV	4,301	58,335
6545464	ABU DHABI COMMERCIAL BANK PJSC	1,277	17,321
6001728	ABU DHABI ISLAMIC BANK PJSC	165	2,241
5852842	ACCOR SA	3,869	52,468
6005214	ACCTON TECHNOLOGY CORP	4,466	60,576
6049784	ACOM CO LTD	2,049	27,796
BK4Q285	ACS ACTIVIDADES DE CONSTRUCCION Y SERVICIOS SA	191	2,588
B01FLQ6	ACS ACTIVIDADES DE CONSTRUCCION Y SERVICIOS SA	4,854	65,840
BH57BM3	ADDTECH AB COMMON	1,254	17,010
7110720	ADECCO GROUP AG	4,643	62,977
6006886	ADELAIDE BRIGHTON LTD	1,760	23,868
4031976	ADIDAS AG	33,456	453,762
B02J639	ADMIRAL GROUP PLC	2,655	36,009
6870490	ADVANTEST CORP	2,637	35,759
BZ1HM42	ADYEN NV	3,793	51,448
B1ZBHG9	AEGEAN AIRLINES SA	217	2,937
5927375	AEGON NV	4,194	56,876
BVRZ8L1	AENA SME SA	6,612	89,681
6480048	AEON CO LTD	5,400	73,241
6476218	AEON DELIGHT CO LTD	1,305	17,695
6037734	AEON FINANCIAL SERVICE CO LTD	1,999	27,116
6534202	AEON MALL CO LTD	876	11,884
N00985106	AERCAP HOLDINGS NV	2,978	40,394
B1HHKD3	AERCAP HOLDINGS NV	3,270	44,352
B164FY1	AEROPORTS DE PARIS	2,567	34,818
6041122	AFRICAN RAINBOW MINERALS LTD	202	2,736
6055208	AGC INC/JAPAN	3,027	41,055
B86S2N0	AGEAS	6,067	82,288
BK1PTB7	AGGREKO PLC	7,001	94,959
BSS7GP5	AGL ENERGY LTD	4,348	58,978
2009823	AGNICO EAGLE MINES LTD	4,772	64,721
B4TX8S1	AIA GROUP LTD	109,499	1,485,108
BF0L353	AIB GROUP PLC	1,583	21,467

**INTERNATIONAL EQUITY FUND
TOTAL INVESTMENTS AS OF JUNE 30, 2019**

		MARKET VALUE	
CUSIP #	COMMON STOCKS - INTERNATIONAL	QPP	TDA
B23DL40	AIR ARABIA PJSC	\$88	\$1,200
B1YXBJ7	AIR LIQUIDE SA	61,949	840,202
6441465	AIR WATER INC	1,302	17,658
4012250	AIRBUS SE	49,745	674,682
B8FT7R3	AIRMATE CAYMAN INTERNATIONAL CO LTD	3	40
6010702	AISIN SEIKI CO LTD	2,780	37,705
6010906	AJINOMOTO CO INC	3,677	49,867
B03MN70	AKBANK T.A.S.	2,402	32,582
B1L95G3	AKER BP ASA	1,436	19,482
BQN1C50	AKER SOLUTIONS ASA	518	7,028
5458314	AKZO NOBEL NV	59	801
BJ2KSG2	AKZO NOBEL NV	21,786	295,475
BZ3DNP6	ALAMOS GOLD INC	1,527	20,712
BJT1GR5	ALCON INC	19,846	269,163
B0LX3Y2	ALDAR PROPERTIES PJSC	6,208	84,204
7332687	ALFA LAVAL AB	3,301	44,765
2043423	ALFA SAB DE CV	4,832	65,533
6687214	ALFRESA HOLDINGS CORP	2,275	30,856
5231485	ALLIANZ SE	56,861	771,190
2387701	ALLIED PROPERTIES REAL ESTATE INVESTMENT TRUST	1,106	14,995
6021500	ALPS ALPINE CO LTD	1,615	21,901
B0DJ8Q5	ALSTOM SA	3,387	45,940
B1VP947	ALSTRIA OFFICE REIT-AG	2,217	30,068
5608915	ALTEN SA	3,747	50,819
4907732	ALTRAN TECHNOLOGIES SA	3,416	46,326
6954985	ALUMINA LTD	2,071	28,088
BYYHLZ6	ALVIVA HOLDINGS LIMITED	177	2,407
6022105	AMADA HOLDINGS CO LTD	1,826	24,765
B3MSM28	AMADEUS IT GROUP SA	30,525	414,010
02319V103	AMBEV SA	1,950	26,441
BG804F6	AMBEV SA	2,227	30,198
B09QQ11	AMBUJA CEMENTS LTD	4,859	65,907
6066608	AMCOR PLC	3,253	44,120
2667470	AMERICA MOVIL SAB DE CV	3,355	45,500
6709958	AMP LTD	2,147	29,118
BYZR014	AMUNDI SA	2,006	27,212
6014908	ANA HOLDINGS INC	1,984	26,915
B03MNX6	ANADOLU CAM SANAYII AS	516	7,001
B1WVF68	ANDRITZ AG	1,396	18,939
6761000	ANGLO AMERICAN PLATINUM LTD	6,124	83,055

INTERNATIONAL EQUITY FUND
TOTAL INVESTMENTS AS OF JUNE 30, 2019

MARKET VALUE

CUSIP #	COMMON STOCKS - INTERNATIONAL	QPP	TDA
B1XZS82	ANGLO AMERICAN PLC	\$35,335	\$479,248
BYYHL23	ANHEUSER-BUSCH INBEV SA/NV	32,619	442,411
6044109	ANRITSU CORP	1,397	18,951
2044619	ANTARCHILE SA	141	1,915
0045614	ANTOFAGASTA PLC	3,289	44,606
B1G1854	AOZORA BANK LTD	1,559	21,142
4253048	AP MOLLER - MAERSK A/S	8,750	118,677
4253059	AP MOLLER - MAERSK A/S	2,015	27,329
6247306	APA GROUP STAPLED SECURITY	4,297	58,273
5769209	ARCADIS NV	2,170	29,432
B03MP18	ARCELIK AS	1,074	14,565
BYPBS67	ARCELORMITTAL	5,673	76,949
6253983	ARISTOCRAT LEISURE LTD	6,129	83,128
B0Z5YZ2	ARKEMA SA	5,358	72,666
BF0CK44	AROUNDTOWN SA	3,004	40,736
6054409	ASAHI GROUP HOLDINGS LTD	7,907	107,235
B019MQ5	ASAHI INTECC CO LTD	3,209	43,516
6054603	ASAHI KASEI CORP	6,418	87,050
6563875	ASCENDAS REAL ESTATE INVESTMENT TRUST	2,758	37,399
0053673	ASHTED GROUP PLC	6,515	88,363
BCRWL65	ASIAN PAINTS LTD	8,143	110,445
6002453	ASM PACIFIC TECHNOLOGY LTD	2,587	35,083
B929F46	ASML HOLDING NV	53,245	722,155
BYPC1T4	ASSA ABLOY AB	14,301	193,959
4056719	ASSICURAZIONI GENERALI SPA	9,927	134,643
0673123	ASSOCIATED BRITISH FOODS PLC	5,366	72,773
6134464	ASSORE LTD	238	3,223
6985383	ASTELLAS PHARMA INC	13,016	176,528
046353108	ASTRAZENECA PLC	9,332	126,574
0989529	ASTRAZENECA PLC	59,629	808,739
6051046	ASUSTEK COMPUTER INC	206	2,795
6129222	ASX LTD	5,564	75,459
BF7LBH4	ATACADAO SA	317	4,302
5860191	ATHENS WATER SUPPLY & SEWAGE CO SA	132	1,797
7667163	ATLANTIA SPA	6,432	87,237
BD97BS7	ATLAS COPCO AB	5,472	74,217
BD97BN2	ATLAS COPCO AB	10,304	139,752
5654781	ATOS SE	3,825	51,881
6288190	AU OPTRONICS CORP	3,398	46,090
B0MBNC3	AUB GROUP LTD	1,081	14,658

**INTERNATIONAL EQUITY FUND
TOTAL INVESTMENTS AS OF JUNE 30, 2019**

MARKET VALUE

CUSIP #	COMMON STOCKS - INTERNATIONAL	QPP	TDA
BKX3XG2	AUCKLAND INTERNATIONAL AIRPORT LTD	\$3,082	\$41,797
B87CVM3	AURIZON HOLDINGS LTD	3,655	49,577
BPXR7J0	AUSNET SERVICES	2,515	34,107
6065586	AUSTRALIA & NEW ZEALAND BANKING GROUP LTD	32,631	442,572
BVYVFW2	AUTO TRADER GROUP PLC	3,077	41,731
B5TZQH9	AUTOCANADA INC	643	8,722
05367G100	AVIANCA HOLDINGS SA	5	62
0216238	AVIVA PLC	10,129	137,376
7088429	AXA SA	28,965	392,850
4647317	AXEL SPRINGER SE	1,601	21,716
6985543	AZBIL CORP	2,858	38,757
B5MN1W0	AZRIELI GROUP LTD	1,446	19,606
BMTRW10	B&M EUROPEAN VALUE RETAIL SA	2,740	37,163
BG36ZK1	B3 SA - BRASIL BOLSA BALCAO	8,354	113,301
0263494	BAE SYSTEMS PLC	9,816	133,138
B6632T7	BAKKAFROST P/F	2,656	36,027
0096162	BALFOUR BEATTY PLC	872	11,826
7124594	BALOISE HOLDING AG	7,096	96,238
B1HKS6	BANCA GENERALI SPA	798	10,826
5501906	BANCO BILBAO VIZCAYA ARGENTARIA SA	17,916	242,990
059460303	BANCO BRADESCO SA	27,804	377,105
BZBZVC7	BANCO BTG PACTUAL SA	3,025	41,025
B1X8QN2	BANCO DE SABADELL SA	2,741	37,178
2328595	BANCO DO BRASIL SA	8,741	118,558
5705946	BANCO SANTANDER SA	55,568	753,652
05968L102	BANCOLOMBIA SA	9,522	129,143
B0JDQD4	BANDAI NAMCO HOLDINGS INC	4,807	65,201
BYYH5F4	BANGCHAK CORP PCL	959	13,005
6077008	BANGKOK BANK PCL	11,767	159,590
6075808	BANK HAPOALIM BM	5,237	71,022
6076425	BANK LEUMI LE-ISRAEL BM	5,139	69,695
69367U105	BANK MANDIRI PERSERO TBK PT	497	6,743
6651048	BANK MANDIRI PERSERO TBK PT	7,871	106,756
6075648	BANK OF EAST ASIA LTD/THE	1,722	23,356
BD1RP61	BANK OF IRELAND GROUP PLC	2,454	33,283
6075756	BANK OF KYOTO LTD/THE	2,136	28,972
2076281	BANK OF NOVA SCOTIA/THE	10,011	135,776
6076243	BANK OF QUEENSLAND LTD	1,297	17,584
69366X100	BANK RAKYAT INDONESIA PERSERO TBK PT	352	4,771
6709099	BANK RAKYAT INDONESIA PERSERO TBK PT	13,817	187,395

INTERNATIONAL EQUITY FUND
TOTAL INVESTMENTS AS OF JUNE 30, 2019

MARKET VALUE

CUSIP #	COMMON STOCKS - INTERNATIONAL	QPP	TDA
BZ3C3Q4	BANKIA SA	\$1,371	\$18,591
5474008	BANKINTER SA	3,122	42,345
BLD2CY7	BAPCOR LTD	1,707	23,149
3134865	BARCLAYS PLC	19,501	264,491
0081180	BARRATT DEVELOPMENTS PLC	3,707	50,282
5476929	BARRY CALLEBAUT AG	2,119	28,733
5086577	BASF SE	39,953	541,871
5069211	BAYER AG	44,493	603,450
5756029	BAYERISCHE MOTOREN WERKE AG	21,567	292,514
B1FP891	BBA AVIATION PLC	2,560	34,723
BYQ0JC6	BEAZLEY PLC	2,037	27,634
4082628	BEFIMMO SA	1,085	14,714
5107401	BEIERSDORF AG	21,590	292,821
07725L102	BEIGENE LTD	2,130	28,894
6090180	BELLE CORP	55	746
6091280	BENDIGO & ADELAIDE BANK LTD	1,909	25,893
6121927	BENESSE HOLDINGS INC	785	10,649
B02L3W3	BERKELEY GROUP HOLDINGS PLC	7,106	96,377
6098032	BEZEQ THE ISRAELI TELECOMMUNICATION CORP LTD	1,129	15,319
6144690	BHP GROUP LTD	41,241	559,349
BH0P3Z9	BHP GROUP PLC	44,550	604,221
5117381	BILFINGER SE	1,136	15,407
B0D0006	BIM BIRLESIK MAGAZALAR AS	708	9,601
6100379	BIMB HOLDINGS BHD	220	2,982
6098236	BINGGRAE CO LTD	1,634	22,160
BF0LBX7	BIOMERIEUX	1,631	22,125
088990213	BLACKROCK MONEY MARKET FUND	0	0
092993658	BLACKROCK MSCI EAFE EQUITY INDEX FUND	29,455	399,486
6533232	BLUESCOPE STEEL LTD	2,132	28,920
B3S98W7	BNK FINANCIAL GROUP INC	1,326	17,979
7309681	BNP PARIBAS SA	29,594	401,376
B011205	BOARDWALK REAL ESTATE INVESTMENT TRUST	1,269	17,211
6536112	BOC HONG KONG HOLDINGS LTD	6,913	93,763
BJV12J7	BOLIDEN AB	3,305	44,828
4572709	BOLLORE SA	1,832	24,850
6218670	BORAL LTD	1,972	26,744
2099084	BORALEX INC	1,265	17,159
B1XF882	BOSKALIS WESTMINSTER	8,998	122,041
BVYV180	BOUSTEAD PROJECTS LTD	280	3,804
6207076	BOUSTEAD SINGAPORE LTD	1,050	14,235

INTERNATIONAL EQUITY FUND
TOTAL INVESTMENTS AS OF JUNE 30, 2019

MARKET VALUE

CUSIP #	COMMON STOCKS - INTERNATIONAL	QPP	TDA
4002121	BOUYGUES SA	\$3,996	\$54,191
0798059	BP PLC	75,074	1,018,217
B1FJ0C0	BRAMBLES LTD	6,815	92,437
BZBHBM3	BRAVURA SOLUTIONS LTD	1,724	23,383
B4YVF56	BRENNTAG AG	8,623	116,948
10552T107	BRF SA	1,343	18,209
6132101	BRIDGESTONE CORP	15,583	211,345
0287580	BRITISH AMERICAN TOBACCO PLC	38,869	527,175
0136701	BRITISH LAND CO PLC/THE	3,127	42,417
B0N8QD5	BRITVIC PLC	1,194	16,201
6146500	BROTHER INDUSTRIES LTD	1,993	27,024
BN573R4	BRUNEL INTERNATIONAL NV	1,174	15,918
3091357	BT GROUP PLC	15,697	212,898
B07ZBW6	BUCHER INDUSTRIES AG	1,510	20,485
B0744B3	BUNZL PLC	4,211	57,112
3174300	BURBERRY GROUP PLC	4,826	65,455
B28DTJ6	BUREAU VERITAS SA	3,414	46,309
5782206	BUZZI UNICEM SPA	4,909	66,574
6156617	BYUCKSAN CORP	412	5,589
B011Y09	C&C GROUP PLC	2,152	29,189
2162760	CAE INC	9,871	133,882
BF062T5	CAFE24 CORP	1,964	26,637
6C5971S	CAIRN HOMES PLC	456	6,178
BF2NP06	CAIRN HOMES PLC	235	3,186
BWY4ZF1	CAIRN HOMES PLC	1,220	16,542
B283W97	CAIXABANK SA	7,608	103,188
B3TBRZ8	CALBEE INC	1,094	14,843
6161503	CALTEX AUSTRALIA LTD	2,064	27,991
136375102	CANADIAN NATIONAL RAILWAY CO	582	7,899
2210959	CANADIAN NATIONAL RAILWAY CO	14,291	193,823
B18P4F6	CANFOR CORP	695	9,422
6172323	CANON INC	21,720	294,580
2174312	CAP SA	3,564	48,337
6173694	CAPCOM CO LTD	2,664	36,133
4163437	CAPGEMINI SE	13,460	182,552
B011YD2	CAPITALAND COMMERCIAL TRUST	1,970	26,712
6309303	CAPITALAND LTD	3,406	46,193
6420129	CAPITALAND MALL TRUST	2,280	30,925
5922961	CARL ZEISS MEDITEC AG	1,910	25,909
4169219	CARLSBERG A/S	12,451	168,866

INTERNATIONAL EQUITY FUND
TOTAL INVESTMENTS AS OF JUNE 30, 2019

MARKET VALUE

CUSIP #	COMMON STOCKS - INTERNATIONAL	QPP	TDA
3121522	CARNIVAL PLC	\$9,338	\$126,654
5641567	CARREFOUR SA	5,526	74,949
4178419	CASINO GUICHARD PERRACHON SA	973	13,201
6178967	CASIO COMPUTER CO LTD	1,145	15,532
6425663	CATHAY FINANCIAL HOLDING CO LTD	924	12,532
6179733	CATHAY REAL ESTATE DEVELOPMENT CO LTD	250	3,385
BX90C05	CELLNEX TELECOM SA	10,558	143,190
151290889	CEMEX SAB DE CV	297	4,024
2488671	CEMEX SAB DE CV	5,179	70,245
2311120	CENTRAIS ELETRICAS BRASILEIRAS SA	1,218	16,516
6183552	CENTRAL JAPAN RAILWAY CO	16,243	220,295
6271372	CENTRAL REINSURANCE CO LTD	271	3,676
B033F22	CENTRICA PLC	3,109	42,165
BNGN809	CERVED GROUP SPA	797	10,805
6726300	CHALLENGER LTD	2,494	33,828
2181334	CHECK POINT SOFTWARE TECHNOLOGIES LTD	6,821	92,507
M22465104	CHECK POINT SOFTWARE TECHNOLOGIES LTD	7,740	104,974
6190563	CHIBA BANK LTD/THE	1,507	20,433
6189657	CHINA AIRLINES LTD	921	12,488
5962280	CHOCOLADEFABRIKEN LINDT & SPRUENGLI AG	3,922	53,195
5962309	CHOCOLADEFABRIKEN LINDT & SPRUENGLI AG	4,091	55,484
6511788	CHONG HONG CONSTRUCTION CO LTD	1,279	17,350
B573M11	CHR HANSEN HOLDING A/S	4,767	64,650
6195609	CHUBU ELECTRIC POWER CO INC	4,989	67,659
6196408	CHUGAI PHARMACEUTICAL CO LTD	7,198	97,624
6195900	CHUGOKU ELECTRIC POWER CO INC/THE	1,773	24,045
204429104	CIA CERVECERIAS UNIDAS SA	2,868	38,897
B1YCHL8	CIA DE SANEAMENTO BASICO DO ESTADO DE	3,518	47,717
BF0WB74	CIA DE SANEAMENTO DO PARANA	2,920	39,597
2176976	CIA MINERA AUTLAN SAB DE CV	59	797
B019KX8	CIA SIDERURGICA NACIONAL SA	4,884	66,242
7380482	CIE DE SAINT-GOBAIN	9,316	126,353
BCRWZ18	CIE FINANCIERE RICHEMONT SA	34,453	467,273
4588364	CIE GENERALE DES ETABLISSEMENTS MICHELIN SCA	18,592	252,164
6075745	CIMB GROUP HOLDINGS BHD	319	4,321
BX17Q13	CIMIC GROUP LTD	1,567	21,248
6197928	CITY DEVELOPMENTS LTD	1,545	20,949
BYZQ077	CK ASSET HOLDINGS LTD	12,981	176,063
BW9P816	CK HUTCHISON HOLDINGS LTD	12,787	173,422
BYVS6J1	CK INFRASTRUCTURE HOLDINGS LTD	5,308	71,993

INTERNATIONAL EQUITY FUND
TOTAL INVESTMENTS AS OF JUNE 30, 2019

MARKET VALUE

CUSIP #	COMMON STOCKS - INTERNATIONAL	QPP	TDA
7113990	CLARIANT AG	\$1,948	\$26,417
6097017	CLP HOLDINGS LTD	10,729	145,515
BDSV2V0	CNH INDUSTRIAL NV	5,990	81,236
5543986	CNP ASSURANCES	1,948	26,415
B07KD36	COBHAM PLC	4,531	61,455
6123451	COCA-COLA AMATIL LTD	1,701	23,067
6163286	COCA-COLA BOTTLERS JAPAN HOLDINGS INC	1,672	22,681
G25839104	COCA-COLA EUROPEAN PARTNERS PLC	5,366	72,779
BYQQ3P5	COCA-COLA EUROPEAN PARTNERS PLC	5,636	76,442
B9895B7	COCA-COLA HBC AG	3,645	49,441
B058ZV4	COCA-COLA ICECEK AS	626	8,492
6211798	COCHLEAR LTD	4,142	56,179
BYWR0T5	COLES GROUP LTD	5,049	68,472
B8FMRX8	COLOPLAST A/S	6,383	86,566
5806225	COLRUYT SA	1,634	22,165
6603737	COMFORTDELGRO CORP LTD	2,147	29,116
201712304	COMMERCIAL INTERNATIONAL BANK EGYPT SAE	57	779
B90LKT4	COMMERZBANK AG	3,464	46,982
6215035	COMMONWEALTH BANK OF AUSTRALIA	58,220	789,621
BD6K457	COMPASS GROUP PLC	36,774	498,755
5094536	COMPUGROUP MEDICAL SE	3,975	53,907
6180412	COMPUTERSHARE LTD	2,793	37,886
BD97JW7	CONCORDIA FINANCIAL GROUP LTD	1,986	26,934
B15C4L6	CONSTELLATION SOFTWARE INC/CANADA	4,406	59,755
B28J1X2	CONSTRUTORA TENDA SA	313	4,249
6152529	CONTACT ENERGY LTD	1,074	14,565
4598589	CONTINENTAL AG	7,761	105,261
P31076105	COPA HOLDINGS SA	5,181	70,275
G25343107	COSAN LTD	517	7,010
B99J4M0	COSCO CAPITAL INC	64	873
2228952	COTT CORP	1,872	25,388
BYTBWY9	COVESTRO AG	4,253	57,682
7745638	COVIVIO	2,253	30,563
4722667	CRAMO OYJ	1,587	21,524
G2519Y108	CREDICORP LTD	13,939	189,047
7262610	CREDIT AGRICOLE	6,791	92,107
6591809	CREDIT SAISON CO LTD	886	12,018
7171589	CREDIT SUISSE GROUP AG	14,826	201,080
4182249	CRH PLC	28,724	389,575
BJFFLV0	CRODA INTERNATIONAL PLC	7,436	100,853

**INTERNATIONAL EQUITY FUND
TOTAL INVESTMENTS AS OF JUNE 30, 2019**

MARKET VALUE

CUSIP #	COMMON STOCKS - INTERNATIONAL	QPP	TDA
B29LCJ0	CROWN RESORTS LTD	\$1,619	\$21,959
6185495	CSL LTD	32,933	446,658
6220501	CYBERAGENT INC	1,704	23,107
M2682V108	CYBERARK SOFTWARE LTD	2,284	30,983
2189855	CYRELA BRAZIL REALTY SA EMPREENDIMENTOS E	2,111	28,630
6249584	DAELIM INDUSTRIAL CO LTD	656	8,899
6211732	DAEWOO SHIPBUILDING & MARINE ENGINEERING CO LTD	477	6,475
6249799	DAH SING FINANCIAL HOLDINGS LTD	1,670	22,646
6250906	DAI NIPPON PRINTING CO LTD	2,523	34,224
6250542	DAICEL CORP	2,186	29,642
6250025	DAIFUKU CO LTD	2,970	40,275
B601QS4	DAI-ICHI LIFE HOLDINGS INC	7,918	107,385
B0J7D91	DAIICHI SANKYO CO LTD	16,008	217,114
6253132	DAIICHIKOSHO CO LTD	2,136	28,966
6250724	DAIKIN INDUSTRIES LTD	27,543	373,562
BJVSF22	DAIKYONISHIKAWA CORP	1,313	17,804
5529027	DAIMLER AG	24,680	334,736
6180274	DAIRY FARM INTERNATIONAL HOLDINGS LTD	1,121	15,206
6250508	DAITO TRUST CONSTRUCTION CO LTD	4,346	58,938
6251363	DAIWA HOUSE INDUSTRY CO LTD	8,107	109,955
B0Z6WY0	DAIWA HOUSE REIT INVESTMENT CORP	2,036	27,609
B0LNTF5	DAIWA OFFICE INVESTMENT CORP	1,802	24,441
6251448	DAIWA SECURITIES GROUP INC	3,220	43,673
B3SQ798	DANAWA CO LTD	1,230	16,682
B1Y9TB3	DANONE SA	35,624	483,155
4588825	DANSKE BANK A/S	5,111	69,318
4067164	DASSAULT AVIATION SA	1,684	22,837
5330047	DASSAULT SYSTEMES SE	14,057	190,655
BZ4CMZ5	DAVIDE CAMPARI-MILANO SPA	2,705	36,681
6155937	DB INSURANCE CO LTD	2,632	35,696
6175203	DBS GROUP HOLDINGS LTD	25,123	340,737
0242493	DCC PLC	4,445	60,293
0963318	DECHRA PHARMACEUTICALS PLC	1,630	22,110
BZCNB42	DELIVERY HERO SE	4,335	58,790
BZ01RF1	DEMANT A/S	1,816	24,632
6640381	DENSO CORP	24,547	332,929
6416281	DENTSU INC	3,581	48,574
5750355	DEUTSCHE BANK AG	7,255	98,402
7021963	DEUTSCHE BOERSE AG	17,942	243,341
5287488	DEUTSCHE LUFTHANSA AG	1,938	26,289

INTERNATIONAL EQUITY FUND
TOTAL INVESTMENTS AS OF JUNE 30, 2019

MARKET VALUE

CUSIP #	COMMON STOCKS - INTERNATIONAL	QPP	TDA
4617859	DEUTSCHE POST AG	\$15,628	\$211,954
5842359	DEUTSCHE TELEKOM AG	27,935	378,880
B0YZ0Z5	DEUTSCHE WOHNEN SE	6,275	85,104
4557847	DEUTZ AG	2,311	31,347
0267043	DEVRO PLC	743	10,077
B033YN6	DEXUS	4,809	65,218
0237400	DIAGEO PLC	90,284	1,224,503
BY9D0Y1	DIRECT LINE INSURANCE GROUP PLC	2,742	37,186
6270948	DISCO CORP	3,356	45,520
6254878	D-LINK CORP	220	2,985
4263304	DNB ASA	8,606	116,724
B07SFG7	DOMINO'S PIZZA ENTERPRISES LTD	828	11,235
B17GVR1	DONGWOO FARM TO TABLE CO LTD	196	2,662
BYX9GP8	DOOSAN BOBCAT INC	3,755	50,933
6510989	DOUZONE BIZON CO LTD	440	5,967
BGHVXC0	DRILLING CO OF 1972 A/S/THE	533	7,233
B1WT5G2	DSV A/S	8,440	114,466
B0R80X9	DUFRY AG	2,980	40,422
4942904	E.ON SE	21,418	290,492
6298542	EAST JAPAN RAILWAY CO	21,754	295,040
B7KR2P8	EASYJET PLC	981	13,302
6302700	EBARA CORP	321	4,358
6345783	ECLAT TEXTILE CO LTD	3,283	44,526
279158109	ECOPETROL SA	4,667	63,301
977588S	ECOSYNTHETIX INC	326	4,425
B62G1B5	EDENRED	11,345	153,864
4103596	EDP - ENERGIAS DE PORTUGAL SA	4,600	62,387
B13X013	EIFPAGE SA	3,729	50,582
6307200	EISAI CO LTD	13,901	188,531
6308913	ELBIT SYSTEMS LTD	1,781	24,157
B02Q328	ELECTRIC POWER DEVELOPMENT CO LTD	1,598	21,673
B0NJJ17	ELECTRICITE DE FRANCE SA	3,680	49,916
B1KKBX6	ELECTROLUX AB	2,872	38,953
0241854	ELEMENTIS PLC	1,874	25,416
BN40H61	ELIOR GROUP SA	1,515	20,554
5701513	ELISA OYJ	3,469	47,048
B01RM25	EMAAR PROPERTIES PJSC	3,728	50,563
2196015	EMPRESAS CMPC SA	1,743	23,635
2196026	EMPRESAS COPEC SA	1,783	24,189
7635610	EMS-CHEMIE HOLDING AG	2,746	37,249

**INTERNATIONAL EQUITY FUND
TOTAL INVESTMENTS AS OF JUNE 30, 2019**

MARKET VALUE

CUSIP #	COMMON STOCKS - INTERNATIONAL	QPP	TDA
7383072	ENAGAS SA	\$2,831	\$38,400
29260V105	ENDAVA PLC	635	8,617
5271782	ENDESA SA	3,862	52,377
29278D105	ENEL CHILE SA	2,146	29,108
7144569	ENEL SPA	27,496	372,926
B0C2CQ3	ENGIE SA	21,125	286,508
7145056	ENI SPA	27,244	369,511
B3XDDH4	ENTERTAINMENT ONE LTD	1,211	16,424
BRJ2VC4	ENTRA ASA	1,307	17,721
BDZV116	EPIROC AB	5,206	70,602
BDZV127	EPIROC AB	1,748	23,701
7133608	EQUINOR ASA	9,508	128,954
B03MS97	EREGLI DEMIR VE CELIK FABRIKALARI TAS	3,180	43,128
5289837	ERSTE GROUP BANK AG	8,787	119,177
BD3VRJ8	ESSILORLUXOTTICA SA	5,738	77,829
7212477	ESSILORLUXOTTICA SA	20,016	271,468
BF1K7P7	ESSITY AB	15,297	207,468
B2R3S78	ESSO THAILAND PCL	584	7,914
B23PBF7	ESTACIO PARTICIPACOES SA	2,723	36,934
7042395	EURAZEO SE	1,347	18,274
4798271	EUROCOMMERCIAL PROPERTIES NV	1,332	18,068
5972643	EUROFINS SCIENTIFIC SE	2,473	33,545
B04M8J6	EURONAV NV	1,590	21,561
B38564108	EURONAV NV	4,281	58,064
B0M7KJ7	EUTELSAT COMMUNICATIONS SA	1,662	22,547
6186023	EVA AIRWAYS CORP	385	5,224
B5ZQ9D3	EVONIK INDUSTRIES AG	2,612	35,426
B71N6K8	EVRAZ PLC	2,055	27,870
BYSLCX9	EXOR NV	3,800	51,540
B19NLV4	EXPERIAN PLC	34,016	461,358
BFM6T36	FABEGE AB	1,443	19,571
6331276	FAMILYMART UNY HOLDINGS CO LTD	2,904	39,384
6356934	FANUC CORP	24,178	327,917
6332439	FAST RETAILING CO LTD	16,919	229,468
4400446	FAURECIA SA	1,675	22,714
6336055	FENG TAY ENTERPRISE CO LTD	699	9,479
BJVNSS4	FERGUSON PLC	8,080	109,593
BD6G507	FERRARI NV	13,045	176,926
B038516	FERROVIAL SA	5,998	81,344
BRJFWP3	FIAT CHRYSLER AUTOMOBILES NV	7,267	98,558

INTERNATIONAL EQUITY FUND
TOTAL INVESTMENTS AS OF JUNE 30, 2019

		MARKET VALUE	
CUSIP #	COMMON STOCKS - INTERNATIONAL	QPP	TDA
B66CTX7	FILA KOREA LTD	\$767	\$10,406
BNGN9Z1	FINECOBANK BANCA FINECO SPA	4,855	65,844
6624471	FIRST ABU DHABI BANK PJSC	10,120	137,257
B0XNCB0	FIRST GEN CORP	78	1,054
2347608	FIRST QUANTUM MINERALS LTD	3,880	52,629
6606996	FIRSTRAND LTD	7,551	102,417
6340250	FISHER & PAYKEL HEALTHCARE CORP LTD	2,812	38,141
BD96RV9	FITTECH CO LTD	116	1,568
6341606	FLETCHER BUILDING LTD	1,348	18,286
6352147	FLIGHT CENTRE TRAVEL GROUP LTD	823	11,167
B28V440	FLUIDRA SA	1,233	16,722
BWT6H89	FLUTTER ENTERTAINMENT PLC	2,953	40,049
344419106	FOMENTO ECONOMICO MEXICANO SAB DE CV	1,740	23,603
6086253	FORTESCUE METALS GROUP LTD	4,214	57,151
5579550	FORTUM OYJ	4,866	65,997
B5T50H7	FORTUNE REAL ESTATE INVESTMENT TRUST	1,889	25,623
6329947	FP CORP	1,994	27,047
7107551	FRAPORT AG FRANKFURT AIRPORT SERVICES WORLDWIDE	1,522	20,639
5129074	FRESENIUS MEDICAL CARE AG & CO KGAA	8,068	109,430
4352097	FRESENIUS SE & CO KGAA	10,927	148,207
B2QPKJ1	FRESNILLO PLC	1,310	17,769
B18TLC4	FRONTKEN CORP BHD	488	6,615
6411673	FUBON FINANCIAL HOLDING CO LTD	6,886	93,392
B096LW7	FUGRO NV DUTCH CERT	2,211	29,983
6356592	FUJI CORP/AICHI	741	10,056
6356365	FUJI ELECTRIC CO LTD	2,264	30,708
6356525	FUJIFILM HOLDINGS CORP	12,461	169,009
6356945	FUJITSU LTD	6,480	87,882
B1TK1Y8	FUKUOKA FINANCIAL GROUP INC	1,494	20,257
6133405	GAIL INDIA LTD	13,701	185,825
6465874	GALAXY ENTERTAINMENT GROUP LTD	7,013	95,111
B1FW751	GALP ENERGIA SGPS SA	10,798	146,445
4557104	GEA GROUP AG	2,099	28,463
B1WGG93	GEBERIT AG	8,540	115,828
7742468	GECINA SA	3,295	44,686
4595739	GENMAB A/S	5,605	76,019
BDRTVP2	GENTING SINGAPORE LTD	1,942	26,335
0207458	GENUS PLC	1,173	15,909
B292JQ9	GETLINK SE	3,542	48,041
5249080	GIMV NV	0	0

INTERNATIONAL EQUITY FUND
TOTAL INVESTMENTS AS OF JUNE 30, 2019

MARKET VALUE

CUSIP #	COMMON STOCKS - INTERNATIONAL	QPP	TDA
5980613	GIVAUDAN SA	\$12,698	\$172,227
B4PH0C5	GJENSIDIGE FORSIKRING ASA	1,995	27,052
0925288	GLAXOSMITHKLINE PLC	48,310	655,224
B4T3BW6	GLENCORE PLC	18,598	252,237
6170167	GMO INTERNET INC	1,996	27,068
B06CMQ9	GMO PAYMENT GATEWAY INC	6,849	92,891
6123343	GOLDCREST CO LTD	571	7,742
6164472	GOLDEN AGRI-RESOURCES LTD	770	10,445
B03FYZ4	GOODMAN GROUP	14,144	191,829
6365866	GPT GROUP/THE	3,941	53,456
BF5H9P8	GREAT PORTLAND ESTATES PLC	1,434	19,451
BYY3DX6	GRIFOLS SA	4,389	59,534
7097328	GROUPE BRUXELLES LAMBERT SA	3,698	50,155
40053W101	GRUPO AVAL ACCIONES Y VALORES	524	7,109
2421041	GRUPO FINANCIERO BANORTE SAB DE CV	7,895	107,079
6537096	GS ENGINEERING & CONSTRUCTION CORP	922	12,502
B5VQMV6	GVC HOLDINGS PLC	2,471	33,520
7085259	H LUNDBECK A/S	1,360	18,449
B03N0C7	HACI OMER SABANCI HOLDING AS	2,656	36,025
B05LZ02	HAKUHODO DY HOLDINGS INC	4,014	54,447
0405207	HALMA PLC	4,689	63,602
6405870	HAMAMATSU PHOTONICS KK	2,738	37,139
B0RNR5	HANA FINANCIAL GROUP INC	7,654	103,816
6155227	HANDSOME CO LTD	292	3,958
6030506	HANG LUNG PROPERTIES LTD	2,458	33,333
6408374	HANG SENG BANK LTD	9,317	126,368
6408664	HANKYU HANSHIN HOLDINGS INC	4,062	55,096
4511809	HANNOVER RUECK SE	9,514	129,032
6243252	HANSEN TECHNOLOGIES LTD	1,173	15,912
B1VZ0M2	HARGREAVES LANSDOWN PLC	3,282	44,513
6173508	HARVEY NORMAN HOLDINGS LTD	808	10,965
6294896	HCL TECHNOLOGIES LTD	2,310	31,327
5120679	HEIDELBERGCEMENT AG	5,826	79,012
B0CCH46	HEINEKEN HOLDING NV	5,774	78,315
6397803	HEINEKEN MALAYSIA BHD	29	387
7792559	HEINEKEN NV	27,283	370,029
5475658	HELLENIC PETROLEUM SA	2,047	27,764
5051605	HELLENIC TELECOMMUNICATIONS ORGANIZATION SA	7,443	100,952
BHBFFY1	HEMBLA AB	1,463	19,842
6420538	HENDERSON LAND DEVELOPMENT CO LTD	6,429	87,199

INTERNATIONAL EQUITY FUND
TOTAL INVESTMENTS AS OF JUNE 30, 2019

		MARKET VALUE	
CUSIP #	COMMON STOCKS - INTERNATIONAL	QPP	TDA
5002465	HENKEL AG & CO KGAA	\$9,079	\$123,135
5687431	HENNES & MAURITZ AB	6,879	93,304
5253973	HERMES INTERNATIONAL	12,828	173,981
B1XFTL2	HEXAGON AB	6,853	92,948
B07LTC0	HEXAWARE TECHNOLOGIES LTD	2,933	39,775
BXBZB01	HEXPOL AB	1,393	18,888
BGHQ198	HIBERNIA REIT PLC	1,712	23,224
6416322	HIKARI TSUSHIN INC	2,347	31,831
6643476	HI-LEX CORP	558	7,567
6100476	HINDUSTAN PETROLEUM CORP LTD	1,340	18,173
6428305	HINO MOTORS LTD	1,106	14,995
6428725	HIROSE ELECTRIC CO LTD	4,599	62,373
6428907	HISAMITSU PHARMACEUTICAL CO INC	1,049	14,223
6429126	HITACHI CHEMICAL CO LTD	1,442	19,561
6429405	HITACHI CONSTRUCTION MACHINERY CO LTD	1,540	20,883
6642804	HITACHI HIGH-TECHNOLOGIES CORP	1,790	24,273
6429104	HITACHI LTD	24,055	326,247
6429201	HITACHI METALS LTD	1,232	16,711
BJ3WDZ1	HK ELECTRIC INVESTMENTS & HK ELECTRIC INVESTMENTS	1,382	18,737
B4TXDZ3	HKT TRUST AND HKT LTD SHARE STAPLED UNIT	2,961	40,166
5108664	HOCHTIEF AG	1,446	19,611
6439040	HOGY MEDICAL CO LTD	21	287
6438564	HON HAI PRECISION INDUSTRY CO LTD	7,413	100,536
6435145	HONDA MOTOR CO LTD	30,933	419,534
6436557	HONG KONG & CHINA GAS CO LTD	10,795	146,412
6267359	HONG KONG EXCHANGES & CLEARING LTD	21,705	294,380
6436892	HONG LEONG BANK BHD	2,204	29,893
6436450	HONG LEONG FINANCIAL GROUP BHD	13	175
6434915	HONGKONG LAND HOLDINGS LTD	10,332	140,124
B3FF8W8	HOSHIZAKI CORP	1,923	26,083
6171900	HOUSING DEVELOPMENT FINANCE CORP LTD	31,678	429,636
6441506	HOYA CORP	35,956	487,661
6158163	HSBC HOLDINGS PLC	13,058	177,107
0540528	HSBC HOLDINGS PLC	80,978	1,098,286
B05BDX1	HUDBAY MINERALS INC	1,116	15,130
BZ1G175	HUGEL INC	1,434	19,454
B88MHC4	HUGO BOSS AG	4,355	59,065
6805317	HULIC CO LTD	1,024	13,886
B12PJ24	HUSQVARNA AB	2,021	27,407
6449629	HYSAN DEVELOPMENT CO LTD	1,501	20,359

INTERNATIONAL EQUITY FUND
TOTAL INVESTMENTS AS OF JUNE 30, 2019

MARKET VALUE

CUSIP #	COMMON STOCKS - INTERNATIONAL	QPP	TDA
B0V3XR5	HYUNDAI GLOVIS CO LTD	\$1,293	\$17,541
B01LXY6	HYUNDAI MARINE & FIRE INSURANCE CO LTD	2,167	29,384
B288C92	IBERDROLA SA	43,380	588,356
6456102	IBIDEN CO LTD	1,520	20,616
BYXJC27	IBSTOCK PLC	1,412	19,144
B0S1651	ICA GRUPPEN AB	1,871	25,380
4554406	ICADE	1,370	18,582
BYXH7P9	ICICI LOMBARD GENERAL INSURANCE CO LTD	3,138	42,554
BYXL8H0	ICICI PRUDENTIAL LIFE INSURANCE CO LTD	8,237	111,719
B1FF8P7	IDEMITSU KOSAN CO LTD	4,667	63,292
6466985	IHI CORP	1,808	24,517
BFDTBS3	IIDA GROUP HOLDINGS CO LTD	1,211	16,426
7759435	ILIAD SA	1,364	18,500
4557999	IMA INDUSTRIA MACCHINE AUTOMATICHE SPA	1,637	22,206
BNCBD46	IMCD NV	4,535	61,514
B011GL4	IMERYS SA	967	13,120
BGLP8L2	IMI PLC	5,494	74,518
0454492	IMPERIAL BRANDS PLC	10,839	147,007
6459219	INABA DENKI SANGYO CO LTD	1,731	23,479
B61TVQ0	INCHCAPE PLC	1,840	24,952
6673042	INCITEC PIVOT LTD	3,758	50,964
6439567	INDEPENDENCE GROUP NL	2,285	30,986
B98CG57	INDIABULLS HOUSING FINANCE LTD	1,058	14,343
B1TRMQ8	INDIABULLS REAL ESTATE LTD	1,947	26,408
6253767	INDIAN OIL CORP LTD	1,589	21,545
BD9PXD0	INDRAPRASTHA GAS LTD	6,682	90,630
BP9DL90	INDUSTRIA DE DISENO TEXTIL SA	15,856	215,052
6462972	INDUSTRIAL BANK OF KOREA	2,659	36,066
B1FJ6T9	INDUSTRIAS BACHOCO SAB DE CV	127	1,722
B1VSK54	INDUSTRIVARDEN AB	1,780	24,142
5889505	INFINEON TECHNOLOGIES AG	10,701	145,129
B1685L0	INFO EDGE INDIA LTD	6,664	90,383
BMJ6DW5	INFORMA PLC	8,828	119,726
456788108	INFOSYS LTD	6,389	86,648
BZ57390	ING GROEP NV	34,860	472,803
4196897	INGENICO GROUP SA	2,544	34,506
BD0PJ08	INMOBILIARIA COLONIAL SOCIMI SA	1,875	25,428
BDCFZS6	INNOGY SE	339	4,601
BG0SC98	INNOGY SE	2,695	36,549
B10RB15	INPEX CORP	4,315	58,527

INTERNATIONAL EQUITY FUND
TOTAL INVESTMENTS AS OF JUNE 30, 2019

MARKET VALUE

CUSIP #	COMMON STOCKS - INTERNATIONAL	QPP	TDA
6456221	INSAS BHD	\$119	\$1,618
6271026	INSURANCE AUSTRALIA GROUP LTD	6,590	89,384
B04YJV1	INTACT FINANCIAL CORP	8,413	114,099
BHJYC05	INTERCONTINENTAL HOTELS GROUP PLC	5,659	76,750
BYT1DJ1	INTERMEDIATE CAPITAL GROUP PLC	3,497	47,433
B05H328	INTERNET INITIATIVE JAPAN INC	323	4,380
3163836	INTERTEK GROUP PLC	5,334	72,340
4076836	INTESA SANPAOLO SPA	21,446	290,865
B17BBQ5	INVESTEC PLC	2,173	29,478
5679591	INVESTOR AB	10,745	145,739
BH7JFJ2	IOI PROPERTIES GROUP BHD	228	3,086
B0R7JF1	IPSEN SA	2,560	34,715
B188NJ2	IPSOS	1,308	17,743
BYZ6D56	IRB BRASIL RESSEGUROS S/A	6,640	90,052
6297497	IRESS LTD	3,183	43,165
BLP5857	IRISH CONTINENTAL GROUP PLC	562	7,620
B2Q4CL4	ISETAN MITSUKOSHI HOLDINGS LTD	1,467	19,897
46432F842	ISHARES CORE MSCI EAFE ETF ETP	17,805	241,484
6455530	ISRAEL CHEMICALS LTD	1,791	24,288
6451271	ISRAEL DISCOUNT BANK LTD	2,285	30,988
BKJ9RT5	ISS A/S	2,327	31,555
6467104	ISUZU MOTORS LTD	3,134	42,509
465562106	ITAU UNIBANCO HOLDING SA	8,457	114,698
6467803	ITOCHU CORP	15,293	207,420
6200194	ITOCHU TECHNO-SOLUTIONS CORP	1,187	16,094
3398649	ITV PLC	2,340	31,739
B23TC12	J FRONT RETAILING CO LTD	1,407	19,078
B019KW7	J SAINSBURY PLC	2,021	27,415
B60QWJ2	JAMES HARDIE INDUSTRIES PLC	2,688	36,452
B8BRV46	JAPAN AIRLINES CO LTD	1,634	22,168
6472175	JAPAN AIRPORT TERMINAL CO LTD	1,010	13,699
6743882	JAPAN EXCHANGE GROUP INC	3,923	53,203
6093491	JAPAN LIFELINE CO LTD	2,561	34,732
BYT8165	JAPAN POST BANK CO LTD	2,120	28,760
BYT8143	JAPAN POST HOLDINGS CO LTD	8,784	119,141
6528175	JAPAN PRIME REALTY INVESTMENT CORP	1,820	24,680
6397580	JAPAN REAL ESTATE INVESTMENT CORP	3,954	53,633
6513342	JAPAN RETAIL FUND INVESTMENT CORP	2,628	35,646
6474535	JAPAN TOBACCO INC	20,089	272,464
6242260	JARDINE CYCLE & CARRIAGE LTD	1,349	18,302

INTERNATIONAL EQUITY FUND
TOTAL INVESTMENTS AS OF JUNE 30, 2019

MARKET VALUE

CUSIP #	COMMON STOCKS - INTERNATIONAL	QPP	TDA
6472119	JARDINE MATHESON HOLDINGS LTD	\$21,934	\$297,490
6472960	JARDINE STRATEGIC HOLDINGS LTD	4,009	54,370
B1V74X7	JBS SA	7,257	98,428
7136663	JCDECAUX SA	4,023	54,568
B1Y1SQ7	JERONIMO MARTINS SGPS SA	2,033	27,577
6543792	JFE HOLDINGS INC	3,626	49,179
6473468	JGC CORP	3,145	42,660
B18D6G5	JINS HOLDINGS INC	1,297	17,587
B5N0P84	JOHN WOOD GROUP PLC	3,489	47,326
BZ4BQC7	JOHNSON MATTHEY PLC	3,815	51,737
6470986	JSR CORP	3,878	52,600
6497082	JTEKT CORP	1,357	18,405
B4R2R50	JULIUS BAER GROUP LTD	9,988	135,463
BKX5CN8	JUST EAT PLC	4,959	67,261
B627LW9	JXTG HOLDINGS INC	10,427	141,414
B0386J1	JYSKE BANK A/S	1,308	17,737
6481320	KAJIMA CORP	2,855	38,721
6689533	KAKAKU.COM INC	1,392	18,884
6482668	KAMIGUMI CO LTD	1,401	19,005
6483360	KANEKA CORP	1,079	14,635
6483489	KANSAI ELECTRIC POWER CO INC/THE	3,828	51,914
6483746	KANSAI PAINT CO LTD	2,009	27,244
6483809	KAO CORP	18,128	245,868
6364766	KASIKORNBANK PCL	8,227	111,577
6484620	KAWASAKI HEAVY INDUSTRIES LTD	1,704	23,112
4497749	KBC GROUP NV	17,215	233,488
6248990	KDDI CORP	29,375	398,411
6487232	KEIHAN HOLDINGS CO LTD	2,001	27,145
6487306	KEIKYU CORP	1,699	23,042
6487362	KEIO CORP	3,353	45,476
6487425	KEISEI ELECTRIC RAILWAY CO LTD	2,170	29,430
6411758	KENEDIX INC	1,370	18,580
B29ZGV2	KEPCO PLANT SERVICE & ENGINEERING CO LTD	758	10,279
B1VQ5C0	KEPPEL CORP LTD	3,626	49,182
5505072	KERING SA	26,929	365,231
4519579	KERRY GROUP PLC	9,161	124,250
6486314	KERRY PROPERTIES LTD	1,386	18,797
6490995	KEYENCE CORP	30,278	410,661
5263251	KGHM POLSKA MIEDZ SA	6,735	91,341
BZCRNM6	KH NEOCHEM CO LTD	1,082	14,673

INTERNATIONAL EQUITY FUND
TOTAL INVESTMENTS AS OF JUNE 30, 2019

MARKET VALUE

CUSIP #	COMMON STOCKS - INTERNATIONAL	QPP	TDA
6490928	KIA MOTORS CORP	\$8,833	\$119,800
6490809	KIKKOMAN CORP	3,155	42,793
3319521	KINGFISHER PLC	2,699	36,605
4491235	KINGSPAN GROUP PLC	3,921	53,184
BD6S7G3	KINNEVIK AB	3,130	42,457
6492968	KINTETSU GROUP HOLDINGS CO LTD	4,004	54,306
BB22L96	KION GROUP AG	2,130	28,891
6493745	KIRIN HOLDINGS CO LTD	8,497	115,237
B3CTCD2	KISCO CORP	86	1,166
B00YY32	KISCO HOLDINGS CO LTD	131	1,775
B00VS64	KIWOOM SECURITIES CO LTD	952	12,907
7582556	KLEPIERRE SA	3,296	44,702
BD2P9X9	KNORR-BREMSE AG	2,593	35,172
6149457	KOBAYASHI PHARMACEUTICAL CO LTD	1,618	21,940
6496023	KOBE STEEL LTD	1,033	14,012
B03MVJ8	KOC HOLDING AS	3,849	52,200
B39Q399	KOH YOUNG TECHNOLOGY INC	5,512	74,760
6496324	KOITO MANUFACTURING CO LTD	2,719	36,881
BFYR8L8	KOJAMO OYJ	2,016	27,340
B5TVWD5	KOLON INDUSTRIES INC	840	11,392
6496584	KOMATSU LTD	16,729	226,896
4519449	KOMERCNI BANKA AS	286	3,874
6496681	KONAMI HOLDINGS CORP	1,951	26,460
B09M9D2	KONE OYJ	13,969	189,455
6496700	KONICA MINOLTA INC	2,239	30,372
BD0Q398	KONINKLIJKE AHOLD DELHAIZE NV	12,810	173,739
B0HZL93	KONINKLIJKE DSM NV	10,938	148,346
5956078	KONINKLIJKE KPN NV	13,011	176,459
5986622	KONINKLIJKE PHILIPS NV	22,347	303,089
5809428	KONINKLIJKE VOPAK NV	1,652	22,408
6654586	KOREA INVESTMENT HOLDINGS CO LTD	609	8,258
6194468	KOSE CORP	2,889	39,178
6135661	KOTAK MAHINDRA BANK LTD	10,352	140,397
5523881	KRONES AG	1,711	23,199
2836946	KROTON EDUCACIONAL SA	3,397	46,078
6492838	KRUNG THAI BANK PCL	10,821	146,765
6505316	KT CORP	6,382	86,556
6497509	KUBOTA CORP	24,274	329,220
B142S60	KUEHNE + NAGEL INTERNATIONAL AG	3,786	51,351
B1G4262	KUMBA IRON ORE LTD	4,184	56,744

**INTERNATIONAL EQUITY FUND
TOTAL INVESTMENTS AS OF JUNE 30, 2019**

MARKET VALUE

CUSIP #	COMMON STOCKS - INTERNATIONAL	QPP	TDA
6497662	KURARAY CO LTD	\$1,946	\$26,392
6497963	KURITA WATER INDUSTRIES LTD	1,363	18,487
B5VFQ00	KVAERNER ASA	1,444	19,587
6491783	KYERYONG CONSTRUCTION INDUSTRIAL CO LTD	269	3,642
6499260	KYOCERA CORP	20,360	276,140
6499550	KYOWA KIRIN CO LTD	2,066	28,027
6500098	KYUNG DONG NAVIEN CO LTD	1,126	15,275
6499806	KYUSHU ELECTRIC POWER CO INC	3,118	42,294
BD2BST6	KYUSHU RAILWAY CO	2,207	29,927
4538002	L E LUNDBERGFÖRETAGEN AB	1,449	19,651
B29F9S0	LABORATORIOS FARMACEUTICOS ROVI SA	1,547	20,985
7110753	LAFARGEHOLCIM LTD	23,994	325,432
B011H00	LAM SOON THAILAND PCL	125	1,699
B0PYHC7	LANCASHIRE HOLDINGS LTD	1,210	16,418
BYW0PQ6	LAND SECURITIES GROUP PLC	3,589	48,675
B05M8B7	LANXESS AG	2,523	34,225
6266914	LAWSON INC	1,119	15,179
0560399	LEGAL & GENERAL GROUP PLC	9,823	133,232
B11ZRK9	LEGRAND SA	16,017	217,240
6512004	LENDLEASE GROUP STAPLED SECURITY	2,469	33,487
B0DJNG0	LEONARDO SPA	2,353	31,915
B1GKF27	LF CORP	74	1,008
6346913	LG CHEM LTD	8,584	116,423
B01VZN9	LG DISPLAY CO LTD	3,253	44,118
6520739	LG ELECTRONICS INC	7,925	107,485
B39Z8G8	LG INNOTEK CO LTD	1,314	17,825
6290902	LG UPLUS CORP	6,552	88,863
BZB1Y59	LINE CORP	934	12,665
6505491	LINGKARAN TRANS KOTA HOLDINGS BHD	81	1,102
B0PB4M7	LINK REIT	18,793	254,885
6518808	LION CORP	1,985	26,925
6290764	LITE-ON SEMICONDUCTOR CORP	92	1,249
6519481	LITE-ON TECHNOLOGY CORP	4,284	58,103
6900212	LIXIL GROUP CORP	1,924	26,092
0870612	LLOYDS BANKING GROUP PLC	35,548	482,129
B0SWJX3	LONDON STOCK EXCHANGE GROUP PLC	10,512	142,570
7333378	LONZA GROUP AG	15,897	215,614
B3K7KL2	LOOMIS AB	1,716	23,272
4057808	L'OREAL SA	43,004	583,259
7127979	LPP SA	3,867	52,443

**INTERNATIONAL EQUITY FUND
TOTAL INVESTMENTS AS OF JUNE 30, 2019**

		MARKET VALUE	
CUSIP #	COMMON STOCKS - INTERNATIONAL	QPP	TDA
2866857	LUNDIN MINING CORP	\$8,083	\$109,634
7187627	LUNDIN PETROLEUM AB	4,406	59,757
4061412	LVMH MOET HENNESSY LOUIS VUITTON SE	87,874	1,191,819
B02K2M3	M3 INC	3,607	48,916
B28YTC2	MACQUARIE GROUP LTD	13,712	185,972
2554475	MAGNA INTERNATIONAL INC	2,269	30,780
6100186	MAHINDRA & MAHINDRA LTD	8,226	111,573
BYY8LS2	MAISONS DU MONDE SA	1,533	20,793
6555805	MAKITA CORP	3,571	48,439
6556325	MALAYAN BANKING BHD	6,546	88,783
6556693	MALAYSIAN PACIFIC INDUSTRIES BHD	235	3,181
B1G40S0	MAPFRE SA	1,568	21,273
3127489	MARKS & SPENCER GROUP PLC	2,429	32,950
6569464	MARUBENI CORP	4,972	67,439
6569527	MARUI GROUP CO LTD	1,724	23,388
6569505	MARUICHI STEEL TUBE LTD	797	10,815
6633712	MARUTI SUZUKI INDIA LTD	10,803	146,518
B7VY4L8	MASMOVIL IBERCOM SA	120	1,629
BH3SX44	MASMOVIL IBERCOM SA	2,034	27,591
B1TJG95	MAX FINANCIAL SERVICES LTD	2,516	34,126
6900308	MAZDA MOTOR CORP	2,779	37,689
6371863	MCDONALD'S HOLDINGS CO JAPAN LTD	1,487	20,168
BH0VTS2	MEBUKI FINANCIAL GROUP INC	998	13,534
6372480	MEDIATEK INC	14,982	203,193
BRTNNQ5	MEDIBANK PVT LTD	3,185	43,196
4574813	MEDIOBANCA BANCA DI CREDITO FINANZIARIO SPA	2,999	40,673
6782090	MEDIPAL HOLDINGS CORP	1,925	26,112
B3L2NF1	MEDY-TOX INC	4,585	62,191
BWB95X7	MEGASTUDYEDU CO LTD	309	4,194
0575809	MEGGITT PLC	2,445	33,164
B60DQV3	MEIJI HOLDINGS CO LTD	4,052	54,953
6576356	MEITEC CORP	2,413	32,722
585464100	MELCO RESORTS & ENTERTAINMENT LTD	244	3,306
B1KYHF2	MELCO RESORTS & ENTERTAINMENT LTD	1,916	25,987
5738298	MELIA HOTELS INTERNATIONAL SA	2,228	30,213
BZ1G432	MELROSE INDUSTRIES PLC	5,429	73,637
58733R102	MERCADOLIBRE INC	16,477	223,470
BG0GM14	MERCARI INC	942	12,780
4741844	MERCK KGAA	13,888	188,355
BWFD052	MERIDIAN ENERGY LTD	1,931	26,183

INTERNATIONAL EQUITY FUND
TOTAL INVESTMENTS AS OF JUNE 30, 2019

MARKET VALUE

CUSIP #	COMMON STOCKS - INTERNATIONAL	QPP	TDA
BDZT6P9	MERLIN ENTERTAINMENTS PLC	\$2,054	\$27,855
BGNB77	MERLIN PROPERTIES SOCIMI SA	1,491	20,216
2654416	METHANEX CORP	3,092	41,940
BD6QT83	METRO AG	1,477	20,038
5713422	METSO OYJ	1,919	26,028
B4P8HQ1	MGM CHINA HOLDINGS LTD	820	11,118
BJ1F4N7	MICRO FOCUS INTERNATIONAL PLC	4,325	58,653
B00L2M8	MILLICOM INTERNATIONAL CELLULAR SA	1,891	25,649
B1LHCW2	MINDTREE LTD	3,729	50,575
6642406	MINEBEA MITSUMI INC	2,954	40,063
B64KR62	MIRAIT HOLDINGS CORP	1,333	18,083
6161978	MIRVAC GROUP	4,149	56,276
6595179	MISUMI GROUP INC	4,985	67,615
BDRZRW9	MITAC HOLDINGS CORP	2,772	37,594
B0JQTJ0	MITSUBISHI CHEMICAL HOLDINGS CORP	4,146	56,227
6596785	MITSUBISHI CORP	20,125	272,947
6597045	MITSUBISHI ELECTRIC CORP	13,402	181,762
6596729	MITSUBISHI ESTATE CO LTD	10,671	144,723
6596923	MITSUBISHI GAS CHEMICAL CO INC	1,062	14,400
6597067	MITSUBISHI HEAVY INDUSTRIES LTD	7,624	103,402
6643647	MITSUBISHI LOGISNEXT CO LTD	1,341	18,193
6597089	MITSUBISHI MATERIALS CORP	1,388	18,828
6598446	MITSUBISHI MOTORS CORP	2,944	39,926
6870984	MITSUBISHI TANABE PHARMA CORP	1,203	16,315
6335171	MITSUBISHI UFJ FINANCIAL GROUP INC	34,001	461,148
6268976	MITSUBISHI UFJ LEASE & FINANCE CO LTD	1,208	16,378
6597302	MITSUBISHI UFJ LEASE & FINANCE CO LTD	13,108	177,786
6597368	MITSUBISHI UFJ LEASE & FINANCE CO LTD	2,007	27,226
6597603	MITSUBISHI UFJ LEASE & FINANCE CO LTD	14,852	201,439
6597584	MITSUBISHI UFJ LEASE & FINANCE CO LTD	1,417	19,221
6597777	MIURA CO LTD	2,547	34,543
6916703	MIZRAHI TEFAHOT BANK LTD	1,634	22,155
6591014	MIZUHO FINANCIAL GROUP INC	16,813	228,038
5720273	MLP SE	558	7,567
B4PXV75	MMI HOLDINGS LTD/SOUTH AFRICA	314	4,258
BGLP232	MONCLER SPA	3,912	53,058
B1CRLC4	MONDI PLC	3,971	53,860
B01S2L7	MONEX GROUP INC	1,228	16,649
B1ZBKY8	MONEYSUPERMARKET.COM GROUP PLC	1,877	25,460
B1GHR88	MONOTARO CO LTD	1,434	19,453

**INTERNATIONAL EQUITY FUND
TOTAL INVESTMENTS AS OF JUNE 30, 2019**

		MARKET VALUE	
CUSIP #	COMMON STOCKS - INTERNATIONAL	QPP	TDA
5531000	MORPHOSYS AG	\$1,587	\$21,529
5996234	MOTOR OIL HELLAS CORINTH REFINERIES SA	4,903	66,504
B02L486	MOWI AS	4,981	67,559
6151593	MPHASIS LTD	4,239	57,491
BYXW419	MR PRICE GROUP LTD	2,788	37,814
B235JN1	MRV ENGENHARIA E PARTICIPACOES SA	808	10,959
B2Q4CS1	MS&AD INSURANCE GROUP HOLDINGS INC	7,130	96,704
6290054	MTR CORP LTD	5,049	68,480
B09DHL9	MTU AERO ENGINES AG	10,089	136,831
5294121	MUENCHENER RUECKVERSICHERUNGS- GESELLSCHAFT AG IN	18,230	247,243
BHZSKR4	MULTICHOICE GROUP LTD	4,063	55,102
6610403	MURATA MANUFACTURING CO LTD	12,396	168,119
6135229	MUSASHI SEIMITSU INDUSTRY CO LTD	923	12,512
B40MFF3	MUTHOOT FINANCE LTD	1,440	19,530
6687571	NABTESCO CORP	3,174	43,043
6619864	NAGOYA RAILROAD CO LTD	2,551	34,605
6271071	NAKANISHI INC	1,180	16,001
6622691	NASPERS LTD	35,274	478,413
6624608	NATIONAL AUSTRALIA BANK LTD	28,296	383,768
BG087C6	NATIONAL BANK OF GREECE SA	2,950	40,013
BDR05C0	NATIONAL GRID PLC	17,496	237,289
BKF03S3	NATIONAL STORAGE R NPV INSTL PLACEMENT	199	2,699
BGP6479	NATIONAL STORAGE REIT	2,399	32,539
B1HDJL2	NATIXIS SA	2,026	27,483
5650422	NATURGY ENERGY GROUP SA	3,980	53,981
6560393	NAVER CORP	2,544	34,499
6264189	NCSOFT CORP	5,142	69,742
6640400	NEC CORP	4,716	63,967
B06YV46	NESTE OYJ	6,907	93,685
7123870	NESTLE SA	226,949	3,078,067
BF5GLW6	NETLINK NBN TRUST	1,501	20,360
BF2S426	NETMARBLE CORP	3,199	43,388
6633767	NEW WORLD DEVELOPMENT CO LTD	4,691	63,625
6634522	NEW ZEALAND REFINING CO LTD/THE	1,575	21,367
6637101	NEWCREST MINING LTD	9,506	128,932
B63QM77	NEXON CO LTD	8,112	110,023
3208986	NEXT PLC	4,656	63,151
BBQ2ZC3	NEXTAGE CO LTD	1,116	15,136
6619507	NGK INSULATORS LTD	1,700	23,062

INTERNATIONAL EQUITY FUND
TOTAL INVESTMENTS AS OF JUNE 30, 2019

MARKET VALUE

CUSIP #	COMMON STOCKS - INTERNATIONAL	QPP	TDA
6619604	NGK SPARK PLUG CO LTD	\$1,421	\$19,271
6640767	NH FOODS LTD	1,844	25,015
6619648	NHK SPRING CO LTD	1,083	14,694
6647133	NICE LTD	4,185	56,760
6640682	NIDEC CORP	14,761	200,202
6639970	NIHON KOHDEN CORP	6,414	86,991
6640529	NIHON PARKERIZING CO LTD	1,921	26,049
B02PD81	NIIT TECHNOLOGIES LTD	4,121	55,889
6642321	NIKON CORP	2,203	29,876
6639550	NINTENDO CO LTD	19,991	271,129
B182BB2	NIPPON ACCOMMODATIONS FUND INC	2,977	40,378
6396800	NIPPON BUILDING FUND INC	4,350	59,003
6642666	NIPPON ELECTRIC GLASS CO LTD	1,091	14,792
6642127	NIPPON EXPRESS CO LTD	1,966	26,659
6640507	NIPPON PAINT HOLDINGS CO LTD	2,882	39,083
6642536	NIPPON SEIKI CO LTD	912	12,367
6642569	NIPPON STEEL CORP	6,545	88,773
6641373	NIPPON TELEGRAPH & TELEPHONE CORP	14,403	195,343
6644060	NIPPON TELEVISION HOLDINGS INC	1,052	14,274
6643960	NIPPON YUSEN KK	2,073	28,115
6641588	NISSAN CHEMICAL CORP	2,716	36,842
6642860	NISSAN MOTOR CO LTD	8,221	111,494
6640961	NISSHIN SEIFUN GROUP INC	2,136	28,968
6641760	NISSIN FOODS HOLDINGS CO LTD	1,918	26,019
6644800	NITORI HOLDINGS CO LTD	4,994	67,727
6641801	NITTO DENKO CORP	9,403	127,528
6625894	NITTO KOHKI CO LTD	1,553	21,063
B7FC076	NMC HEALTH PLC	5,152	69,876
BNG8PQ9	NN GROUP NV	6,032	81,814
5902941	NOKIA OYJ	13,598	184,429
B07G378	NOKIAN RENKAAT OYJ	8,175	110,874
6643108	NOMURA HOLDINGS INC	8,284	112,352
B1CWJM5	NOMURA REAL ESTATE HOLDINGS INC	1,365	18,516
BYSJFF4	NOMURA REAL ESTATE MASTER FUND INC	2,748	37,273
6390921	NOMURA RESEARCH INSTITUTE LTD	2,613	35,440
BYZF9J9	NORDEA BANK ABP	13,527	183,461
B11HK39	NORSK HYDRO ASA	2,571	34,866
BZ3FZR8	NORTH WEST CO INC/THE	3,078	41,743
B0B9GS5	NOS SGPS SA	5,230	70,933
7103065	NOVARTIS AG	145,797	1,977,411

INTERNATIONAL EQUITY FUND
TOTAL INVESTMENTS AS OF JUNE 30, 2019

MARKET VALUE

CUSIP #	COMMON STOCKS - INTERNATIONAL	QPP	TDA
6346333	NOVATEK MICROELECTRONICS CORP	\$2,598	\$35,239
BHC8X90	NOVO NORDISK A/S	54,811	743,389
B798FW0	NOVOZYMES A/S	4,814	65,291
6641544	NSK LTD	1,499	20,337
6125639	NTT DATA CORP	3,871	52,503
6129277	NTT DOCOMO INC	14,886	201,896
6568353	NWS HOLDINGS LTD	1,543	20,926
N6596X109	NXP SEMICONDUCTORS NV	688	9,330
B505PN7	NXP SEMICONDUCTORS NV	13,171	178,633
6656407	OBAYASHI CORP	2,968	40,257
6136749	OBIC CO LTD	9,345	126,746
4612757	OC OERLIKON CORP AG	1,376	18,664
B3MBS74	OCADO GROUP PLC	3,244	43,995
6656106	ODAKYU ELECTRIC RAILWAY CO LTD	3,601	48,836
BDX87W2	ODFJELL DRILLING LTD	1,089	14,766
6657604	OIL SEARCH LTD	3,467	47,021
6657701	OJI HOLDINGS CORP	2,382	32,310
6147428	OKINAWA CELLULAR TELEPHONE CO	1,378	18,692
6658801	OLYMPUS CORP	17,100	231,920
6659428	OMRON CORP	13,738	186,328
4651459	OMV AG	3,393	46,025
6660107	ONO PHARMACEUTICAL CO LTD	6,655	90,258
BYZTG56	ONYX HEALTHCARE INC	104	1,413
6141680	ORACLE CORP JAPAN	1,415	19,196
5176177	ORANGE SA	15,210	206,294
6458001	ORICA LTD	2,409	32,677
6648891	ORIENTAL LAND CO LTD/JAPAN	15,861	215,114
6214861	ORIGIN ENERGY LTD	4,574	62,034
B17NY40	ORION OYJ	1,729	23,449
6661144	ORIX CORP	9,581	129,940
B1VQF42	ORKLA ASA	3,391	45,996
BH4TCW7	ORORA LTD	1,403	19,026
BYT16L4	ORSTED A/S	7,872	106,761
6661768	OSAKA GAS CO LTD	3,051	41,374
B923935	OSRAM LICHT AG	1,066	14,458
7320154	OTP BANK NYRT	9,894	134,193
6267058	OTSUKA CORP	2,180	29,567
B5LTM93	OTSUKA HOLDINGS CO LTD	6,019	81,631
B0F9V20	OVERSEA-CHINESE BANKING CORP LTD	12,762	173,086
B01RQM3	PACIFIC BASIN SHIPPING LTD	963	13,068

INTERNATIONAL EQUITY FUND
TOTAL INVESTMENTS AS OF JUNE 30, 2019

MARKET VALUE

CUSIP #	COMMON STOCKS - INTERNATIONAL	QPP	TDA
6666990	PADAENG INDUSTRY PCL	\$11	\$153
B61BG94	PALTAC CORPORATION	3,095	41,982
6269861	PAN PACIFIC INTERNATIONAL HOLDINGS CORP	4,693	63,646
6572707	PANASONIC CORP	9,016	122,281
B44XTX8	PANDORA A/S	1,858	25,196
B0CDLF8	PARGESA HOLDING SA	1,364	18,506
6667733	PARK24 CO LTD	1,212	16,433
B119QG0	PARTNERS GROUP HOLDING AG	7,966	108,036
B11Y3K8	PATRIZIA AG	1,324	17,954
6574071	PCCW LTD	1,245	16,884
0677608	PEARSON PLC	4,010	54,385
B97SH97	PEPTIDREAM INC	2,294	31,111
4682329	PERNOD RICARD SA	40,405	548,005
0682538	PERSIMMON PLC	4,078	55,306
B3CY709	PERSOL HOLDINGS CO LTD	1,981	26,866
2683777	PETROBRAS DISTRIBUIDORA SA	1,222	16,571
71654V101	PETROLEO BRASILEIRO SA ADR	5,949	80,682
2616580	PETROLEO BRASILEIRO SA ADR	16,336	221,556
71654V408	PETROLEO BRASILEIRO SA ADR	16,136	218,851
6321590	PETRON MALAYSIA REFINING & MARKETING	933	12,657
7103526	PEUGEOT SA	6,974	94,580
6688080	PIGEON CORP	2,194	29,763
BZ3CDP3	PIRAEUS BANK SA	759	10,293
BZ5ZHK3	PIRELLI & C SPA	1,097	14,883
B5N4QN8	POLA ORBIS HOLDINGS INC	1,283	17,403
B0L9113	POLSKIE GORNICTWO NAFTOWE I GAZOWNICTWO SA	1,322	17,924
B04QXN7	POLYPLEX THAILAND PCL	85	1,155
B0498T7	PORTO SEGURO SA	552	7,481
6693233	POSCO	8,983	121,837
693483109	POSCO ADR	8,358	113,359
BYYN701	POSTE ITALIANE SPA	2,629	35,660
6696157	POU CHEN CORP	236	3,197
6435327	POWER ASSETS HOLDINGS LTD	4,801	65,115
B1S7225	POWER FINANCE CORP LTD	5,495	74,532
B03NGS5	POWSZECHNA KASA OSZCZEDNOSCI BANK POLSKI SA	10,087	136,810
B63DG21	POWSZECHNY ZAKLAD UBEZPIECZEN SA	1,688	22,890
B4PFFW4	PRADA SPA	1,510	20,474
6703400	PRIMA MEAT PACKERS LTD	1,197	16,236
BN56JP1	PROLOGIS PROPERTY MEXICO SA	1,362	18,477
B8CLHY9	PROSEGUR CIA DE SEGURIDAD SA	1,958	26,551

**INTERNATIONAL EQUITY FUND
TOTAL INVESTMENTS AS OF JUNE 30, 2019**

MARKET VALUE

CUSIP #	COMMON STOCKS - INTERNATIONAL	QPP	TDA
BCZM1B2	PROSIEBENSAT.1 MEDIA SE	\$3,250	\$44,085
B00D9P6	PROXIMUS SADP	2,138	28,999
0709954	PRUDENTIAL PLC	36,497	495,003
B1W4V69	PRYSMIAN SPA	2,368	32,120
B1359J0	PTT EXPLORATION & PRODUCTION PCL	5,446	73,866
BD0BDJ3	PTT PCL	4,734	64,209
B012W42	PUBLIC BANK BHD	9,178	124,485
7268298	PUBLIC POWER CORP SA	279	3,782
4380429	PUBLICIS GROUPE SA	5,485	74,398
9D7563S	PUMA SE	1,935	26,241
5064722	PUMA SE	2,643	35,852
6715740	QBE INSURANCE GROUP LTD	5,396	73,188
BYXS699	QIAGEN NV	10,061	136,459
2715777	QUEBECOR INC	2,561	34,731
6520278	RADIANT OPTO-ELECTRONICS CORP	1,033	14,014
6314006	RADIUM LIFE TECH CO LTD	336	4,560
BD3CFT7	RAFFLES MEDICAL GROUP LTD	2,167	29,387
B7FQV64	RAIA DROGASIL SA	3,391	45,995
B0704T9	RAIFFEISEN BANK INTERNATIONAL AG	1,728	23,443
6229597	RAKUTEN INC	4,915	66,663
B3CR162	RAMI LEVY CHAIN STORES HASHIKMA MARKETING 2006 LTD	1,160	15,735
6041995	RAMSAY HEALTH CARE LTD	3,328	45,138
5228658	RANDSTAD NV	10,384	140,843
6198578	REA GROUP LTD	1,805	24,488
6051422	REALTEK SEMICONDUCTOR CORP	6,283	85,210
B2Q7WL3	REC LTD	1,407	19,084
BFCZWX4	RECIPE UNLIMITED CORP	1,457	19,762
B24CGK7	RECKITT BENCKISER GROUP PLC	36,340	492,875
B07DRZ5	RECORDATI SPA	3,563	48,322
BQRRZ00	RECRUIT HOLDINGS CO LTD	19,031	258,120
BD6FXN3	RED ELECTRICA CORP SA	4,299	58,305
6099626	RELIANCE INDUSTRIES LTD	30,049	407,555
B2B0DG9	RELX PLC	16,631	225,558
BYWLC68	RELX PLC	19,536	264,959
4741714	REMY COINTREAU SA	1,611	21,848
4712798	RENAULT SA	5,715	77,512
6635677	RENESAS ELECTRONICS CORP	1,906	25,857
0799524	RENEWI PLC	758	10,284
B082RF1	RENTOKIL INITIAL PLC	4,495	60,967
BKDRYM7	REPSOL SA	382	5,178

INTERNATIONAL EQUITY FUND
TOTAL INVESTMENTS AS OF JUNE 30, 2019

MARKET VALUE

CUSIP #	COMMON STOCKS - INTERNATIONAL	QPP	TDA
5669354	REPSOL SA	\$10,788	\$146,316
6421553	RESONA HOLDINGS INC	6,616	89,725
B1VP0K0	REXEL SA	2,110	28,622
BYZ2JR8	RHI MAGNESITA NV	1,347	18,271
6738220	RICOH CO LTD	3,408	46,221
6740582	RINNAI CORP	1,095	14,852
6220103	RIO TINTO LTD	13,072	177,297
0718875	RIO TINTO PLC	47,526	644,590
7110388	ROCHE HOLDING AG	116,801	1,584,155
6747204	ROHM CO LTD	3,014	40,878
B63H849	ROLLS-ROYCE HOLDINGS PLC	14,986	203,256
BVFNZH2	ROTORK PLC	1,530	20,747
B7T7721	ROYAL BANK OF SCOTLAND GROUP	6,492	88,045
B03MLX2	ROYAL DUTCH SHELL PLC	77,611	1,052,621
B03MM40	ROYAL DUTCH SHELL PLC	78,132	1,059,690
BKKMKR2	RSA INSURANCE GROUP PLC	3,836	52,028
B1BK209	RTL GROUP SA	1,151	15,608
4768962	RWE AG	6,485	87,958
783513203	RYANAIR HOLDINGS PLC	3,233	43,850
6161525	RYMAN HEALTHCARE LTD	1,506	20,424
6758455	RYOHIN KEIKAKU CO LTD	2,139	29,007
6223328	S&T HOLDINGS CO LTD	82	1,114
BYWVDP4	SABRE INSURANCE GROUP PLC	1,249	16,945
B2352K9	SAF-HOLLAND SA	1,709	23,177
B058TZ6	SAFRAN SA	29,502	400,127
B8C3BL0	SAGE GROUP PLC/THE	5,226	70,882
6145938	SAM YUNG TRADING CO LTD	1,513	20,527
5226038	SAMPO OYJ	10,236	138,832
796050888	SAMSUNG ELECTRONICS CO LTD	13,316	180,600
6771720	SAMSUNG ELECTRONICS CO LTD	75,037	1,017,719
6155250	SAMSUNG FIRE & MARINE INSURANCE CO LTD	4,609	62,510
6771645	SAMSUNG SDI CO LTD	10,004	135,683
6772808	SAN-AI OIL CO LTD	1,225	16,615
B5B23W2	SANDS CHINA LTD	5,753	78,033
B1VQ252	SANDVIK AB	13,305	180,449
6775432	SANKYO CO LTD	818	11,098
BVRZ8S8	SANNE GROUP PLC	3,154	42,771
5671735	SANOFI	46,968	637,023
6776606	SANTEN PHARMACEUTICAL CO LTD	3,103	42,088
6776703	SANTOS LTD	4,227	57,324

INTERNATIONAL EQUITY FUND
TOTAL INVESTMENTS AS OF JUNE 30, 2019

		MARKET VALUE	
CUSIP #	COMMON STOCKS - INTERNATIONAL	QPP	TDA
6776781	SANWA HOLDINGS CORP	\$1,169	\$15,849
4846288	SAP SE	95,640	1,297,148
6777007	SAPPI LTD	828	11,236
BYZ2QP5	SARTORIUS STEDIM BIOTECH	5,457	74,009
6777450	SASOL LTD	6,378	86,497
6777579	SATO HOLDINGS CORP	1,257	17,048
6243586	SATS LTD	2,776	37,647
6309466	SBI HOLDINGS INC/JAPAN	2,802	38,007
B156T57	SBM OFFSHORE NV	13,853	187,880
BLZH0Z7	SCENTRE GROUP	6,804	92,287
BWVFKQ3	SCHIBSTED ASA	1,207	16,373
B11TCY0	SCHINDLER HOLDING AG	4,269	57,897
B11WWH2	SCHINDLER HOLDING AG	2,195	29,764
4834108	SCHNEIDER ELECTRIC SE	51,164	693,926
7571305	SCHOELLER-BLECKMANN OILFIELD EQUIPMENT AG	1,097	14,884
0240549	SCHRODERS PLC	2,291	31,066
B1LB9P6	SCOR SE	3,440	46,653
81141R100	SEA LTD	16,645	225,754
4792132	SEB SA	1,953	26,487
6791591	SECOM CO LTD	9,019	122,319
5554041	SECURITAS AB	2,641	35,826
B0767Y3	SEEK LTD	2,491	33,786
B02RK08	SEGA SAMMY HOLDINGS INC	881	11,944
B5ZN1N8	SEGRO PLC	6,512	88,321
BKY6H35	SEIBU HOLDINGS INC	1,765	23,932
6616508	SEIKO EPSON CORP	2,004	27,186
6793821	SEKISUI CHEMICAL CO LTD	2,845	38,589
6793906	SEKISUI HOUSE LTD	4,819	65,362
6793843	SEKISUI JUSHI CORP	1,715	23,255
B13C2G9	SELCUK ECZA DEPOSU TICARET VE SANAYI A.S.	245	3,326
B08X163	SEMBCORP INDUSTRIES LTD	6,765	91,750
0795823	SENIOR PLC	1,503	20,383
B00ZQQ2	SES SA	2,700	36,621
B0FS5D6	SEVEN & I HOLDINGS CO LTD	12,380	167,909
B2NT8S1	SEVEN BANK LTD	794	10,763
B1FH8J7	SEVERN TRENT PLC	3,196	43,352
BFFY885	SG HOLDINGS CO LTD	1,964	26,633
4824778	SGS SA	6,434	87,267
6771032	SHANGRI-LA ASIA LTD	1,891	25,648
6800602	SHARP CORP/JAPAN	1,114	15,109

INTERNATIONAL EQUITY FUND
TOTAL INVESTMENTS AS OF JUNE 30, 2019

MARKET VALUE

CUSIP #	COMMON STOCKS - INTERNATIONAL	QPP	TDA
6804369	SHIMADZU CORP	\$2,613	\$35,443
6804035	SHIMAMURA CO LTD	831	11,272
6804820	SHIMANO INC	5,232	70,959
6804400	SHIMIZU CORP	2,355	31,937
6804585	SHIN-ETSU CHEMICAL CO LTD	21,948	297,676
6730936	SHINSEI BANK LTD	2,284	30,983
6804682	SHIONOGI & CO LTD	7,465	101,245
B05MTR0	SHIP HEALTHCARE HOLDINGS INC	2,292	31,086
6805265	SHISEIDO CO LTD	14,497	196,616
6805328	SHIZUOKA BANK LTD/THE	1,692	22,953
82509L107	SHOPIFY INC	4,365	59,202
6805469	SHOWA DENKO KK	1,848	25,058
6889935	SIAM COMMERCIAL BANK PCL/THE	11,172	151,528
5727973	SIEMENS AG	47,269	641,105
B01CP21	SIEMENS GAMESA RENEWABLE ENERGY SA	1,977	26,809
BD594Y4	SIEMENS HEALTHINEERS AG	2,974	40,335
BF2DSG3	SIKA AG	16,584	224,920
BYY5978	SILTRONIC AG	1,569	21,283
6421928	SIMPLO TECHNOLOGY CO LTD	1,939	26,297
6811734	SINGAPORE AIRLINES LTD	3,366	45,648
6303866	SINGAPORE EXCHANGE LTD	2,397	32,505
B012899	SINGAPORE PRESS HOLDINGS LTD	793	10,751
6043214	SINGAPORE TECHNOLOGIES ENGINEERING LTD	2,227	30,200
B02PY22	SINGAPORE TELECOMMUNICATIONS LTD	17,351	235,323
6810429	SINO LAND CO LTD	2,454	33,285
6335278	SINO-AMERICAN SILICON PRODUCTS INC	3,215	43,599
B2NR3Y6	SJM HOLDINGS LTD	1,147	15,561
6450267	SK HYNIX INC	17,267	234,185
B232R05	SK INNOVATION CO LTD	6,161	83,567
6224871	SK TELECOM CO LTD	5,059	68,619
4813345	SKANDINAVISKA ENSKILDA BANKEN AB	7,260	98,469
7142091	SKANSKA AB	3,220	43,676
B1Q3J35	SKF AB	3,295	44,683
6763965	SMC CORP/JAPAN	11,697	158,638
BDVP4Y6	SMCP SA	1,182	16,038
0922320	SMITH & NEPHEW PLC	13,751	186,507
B1WY233	SMITHS GROUP PLC	14,586	197,826
B1RR840	SMURFIT KAPPA GROUP PLC	3,703	50,221
0E1021S	SMURFIT KAPPA GROUP PLC	147	1,995
B1RR828	SMURFIT KAPPA GROUP PLC	3,215	43,611

**INTERNATIONAL EQUITY FUND
TOTAL INVESTMENTS AS OF JUNE 30, 2019**

MARKET VALUE

CUSIP #	COMMON STOCKS - INTERNATIONAL	QPP	TDA
7251470	SNAM SPA	\$6,564	\$89,031
5298781	SOCIETE BIC SA	928	12,586
5966516	SOCIETE GENERALE SA	9,278	125,839
7062713	SODEXO SA	5,145	69,780
BF5M0K5	SOFTBANK CORP	10,580	143,498
6770620	SOFTBANK GROUP CORP	44,813	607,795
6546359	SOHGO SECURITY SERVICES CO LTD	1,672	22,674
4821100	SOLVAY SA	3,863	52,386
B05PZJ3	SOMBOON ADVANCE TECHNOLOGY PCL	112	1,517
B62G7K6	SOMPO HOLDINGS INC	6,139	83,262
6289922	SONATA SOFTWARE LTD	184	2,498
6821120	SONIC HEALTHCARE LTD	4,113	55,778
7156036	SONOVA HOLDING AG	5,965	80,906
6821506	SONY CORP	35,760	485,009
B249SN5	SONY FINANCIAL HOLDINGS INC	3,482	47,224
BWSW5D9	SOUTH32 LTD	5,394	73,162
B0T9JZ5	SPARK INFRASTRUCTURE GROUP STAPLED SECURITY	3,826	51,895
6881436	SPARK NEW ZEALAND LTD	2,388	32,393
0330860	SPECTRIS PLC	7,958	107,933
BPRC2R4	SPEEDCAST INTERNATIONAL LTD	993	13,471
BZ03B55	SPIN MASTER CORP	1,258	17,065
BWFGQN1	SPIRAX-SARCO ENGINEERING PLC	4,135	56,075
L8681T102	SPOTIFY TECHNOLOGY SA	1,697	23,020
6309262	SQUARE ENIX HOLDINGS CO LTD	1,574	21,349
0790873	SSE PLC	7,238	98,163
0766937	ST JAMES'S PLACE PLC	5,914	80,208
B030GJ7	STANDARD BANK GROUP LTD	10,986	149,006
0408284	STANDARD CHARTERED PLC	20,440	277,218
BF8Q6K6	STANDARD LIFE ABERDEEN PLC	4,465	60,555
6841106	STANLEY ELECTRIC CO LTD	1,623	22,008
856552203	STATE BANK OF INDIA	1,266	17,167
BSQCB24	STATE BANK OF INDIA	8,651	117,327
B0KM9T7	STHREE PLC	1,315	17,829
5962332	STMICROELECTRONICS NV	5,945	80,627
6850856	STOCKLAND	3,310	44,892
5072673	STORA ENSO OYJ	3,290	44,618
7156832	STRAUMANN HOLDING AG	4,540	61,570
6356406	SUBARU CORP	7,397	100,318
B3B8D04	SUEZ	2,373	32,184
B27WYK0	SUL AMERICA SA	1,391	18,866

**INTERNATIONAL EQUITY FUND
TOTAL INVESTMENTS AS OF JUNE 30, 2019**

MARKET VALUE

CUSIP #	COMMON STOCKS - INTERNATIONAL	QPP	TDA
B0M0C89	SUMCO CORP	\$2,175	\$29,497
6858560	SUMITOMO CHEMICAL CO LTD	3,430	46,525
6858946	SUMITOMO CORP	8,650	117,319
6250865	SUMITOMO DAINIPPON PHARMA CO LTD	1,538	20,856
6858708	SUMITOMO ELECTRIC INDUSTRIES LTD	4,678	63,445
6858731	SUMITOMO HEAVY INDUSTRIES LTD	1,925	26,107
6858849	SUMITOMO METAL MINING CO LTD	3,216	43,620
6563024	SUMITOMO MITSUI FINANCIAL GROUP INC	27,075	367,211
6431897	SUMITOMO MITSUI TRUST HOLDINGS INC	5,776	78,336
6858902	SUMITOMO REALTY & DEVELOPMENT CO LTD	5,716	77,520
6858991	SUMITOMO RUBBER INDUSTRIES LTD	1,008	13,676
6859927	SUN HUNG KAI PROPERTIES LTD	13,084	177,454
B3NB1P2	SUNCOR ENERGY INC	9,995	135,559
6585084	SUNCORP GROUP LTD	5,789	78,513
6817895	SUNDRUG CO LTD	3,214	43,597
2817510	SUNOPTA INC	1,092	14,815
B04PZ72	SUNTEC REAL ESTATE INVESTMENT TRUST	1,409	19,113
BBD7Q84	SUNTORY BEVERAGE & FOOD LTD	2,777	37,668
6864329	SURUGA BANK LTD	995	13,494
6865560	SUZUKEN CO LTD/AICHI JAPAN	2,149	29,147
6865504	SUZUKI MOTOR CORP	8,315	112,768
BXDZ9Q1	SVENSKA HANDELSBANKEN AB	7,332	99,436
7184736	SWATCH GROUP AG/THE	1,368	18,560
7184725	SWATCH GROUP AG/THE	14,611	198,171
4846523	SWEDBANK AB	6,706	90,949
5048566	SWEDISH MATCH AB	3,560	48,279
6867748	SWIRE PACIFIC LTD	2,910	39,468
B67C2G0	SWIRE PROPERTIES LTD	2,342	31,759
7437805	SWISS LIFE HOLDING AG	8,252	111,927
B083BH4	SWISS PRIME SITE AG	3,226	43,760
B545MG5	SWISS RE AG	14,968	203,006
5533976	SWISSCOM AG	6,179	83,809
B70DWB2	SYDNEY AIRPORT STAPLED SECURITY	3,183	43,176
B1JB4K8	SYMRISE AG	5,958	80,813
6883807	SYSMEX CORP	5,406	73,321
6744294	T&D HOLDINGS INC	2,816	38,193
6873262	TABCORP HOLDINGS LTD	2,857	38,745
6660204	TAIHEIYO CEMENT CORP	2,617	35,495
6870100	TAISEI CORP	3,533	47,923
B3QX5G4	TAISHO PHARMACEUTICAL HOLDINGS CO LTD	1,294	17,557

INTERNATIONAL EQUITY FUND
TOTAL INVESTMENTS AS OF JUNE 30, 2019

		MARKET VALUE	
CUSIP #	COMMON STOCKS - INTERNATIONAL	QPP	TDA
B04BGQ6	TAIWAN HIGH SPEED RAIL CORP	\$3,178	\$43,106
6122243	TAIWAN NAVIGATION CO LTD	120	1,623
874039100	TAIWAN SEMICONDUCTOR MANUFACTURING CO LTD	9,097	123,375
6889106	TAIWAN SEMICONDUCTOR MANUFACTURING CO LTD	39,318	533,256
6740140	TAIWAN SURFACE MOUNTING TECHNOLOGY CORP	290	3,928
6640541	TAIYO NIPPON SANSO CORP	1,372	18,603
6870445	TAKEDA PHARMACEUTICAL CO LTD	28,643	388,473
B3DG931	TARSUS GROUP PLC	2,801	37,986
B01NPJ1	TATA CONSULTANCY SERVICES LTD	26,453	358,771
B5P7L41	TAURON POLSKA ENERGIA SA	57	777
B1RMFT9	TAV HAVALIMANLARI HOLDING AS	331	4,492
0878230	TAYLOR WIMPEY PLC	3,046	41,306
BJMY6G0	TC ENERGY CORP	5,226	70,881
B6X51B1	TCI CO LTD	2,614	35,459
6869302	TDK CORP	4,861	65,925
7110902	TECAN GROUP AG	4,660	63,203
B4MMD80	TECHNICOLOR SA	221	2,994
B0190C7	TECHTRONIC INDUSTRIES CO LTD	5,154	69,903
B16FTB9	TECNICAS REUNIDAS SA	922	12,503
0104861	TED BAKER PLC	362	4,910
6880507	TEIJIN LTD	1,621	21,989
B29D241	TEKFEN HOLDING AS	425	5,767
B97C733	TELE2 AB	3,430	46,521
B0S6009	TELECOM EGYPT CO	140	1,899
7634394	TELECOM ITALIA SPA/MILANO	2,397	32,507
7634402	TELECOM ITALIA SPA/MILANO SAVINGS SHARE	1,366	18,528
5959378	TELEFONAKTIEBOLAGET LM ERICSSON	14,104	191,288
87936R106	TELEFONICA BRASIL SA	420	5,703
B7VG6L8	TELEFONICA DEUTSCHLAND HOLDING AG	1,377	18,672
5732524	TELEFONICA SA	18,503	250,958
6868398	TELEKOM MALAYSIA BHD	1,121	15,210
B0LKSK4	TELENET GROUP HOLDING NV	1,421	19,267
4732495	TELENOR ASA	7,624	103,406
5999330	TELEPERFORMANCE	8,698	117,972
B87ZDH1	TELEVISION BROADCASTS LTD	969	13,139
5978384	TELIA CO AB	6,211	84,236
6087289	TELSTRA CORP LTD	5,390	73,107
7147892	TEMENOS AG	6,821	92,518
6904612	TENAGA NASIONAL BHD	6,974	94,589
7538515	TENARIS SA	3,027	41,059

INTERNATIONAL EQUITY FUND
TOTAL INVESTMENTS AS OF JUNE 30, 2019

MARKET VALUE

CUSIP #	COMMON STOCKS - INTERNATIONAL	QPP	TDA
B01BN57	TERNA RETE ELETTRICA NAZIONALE SPA	\$4,273	\$57,951
880890108	TERNIUM SA	4,905	66,527
6885074	TERUMO CORP	22,322	302,748
0884709	TESCO PLC	30,876	418,762
2883878	TEVA PHARMACEUTICAL INDUSTRIES LTD	3,822	51,833
881624209	TEVA PHARMACEUTICAL INDUSTRIES LTD	3,981	53,991
B15SLC4	TGS NOPEC GEOPHYSICAL CO ASA	8,076	109,540
B0305J0	THAI OIL PCL	2,737	37,125
4162791	THALES SA	6,260	84,902
6869131	THK CO LTD	1,243	16,865
5636927	THYSSENKRUPP AG	2,840	38,512
B0J4PP2	TIGER BRANDS LTD	6,988	94,771
2292560	TIM PARTICIPACOES SA	147	1,994
6895169	TOBU RAILWAY CO LTD	2,531	34,323
6895181	TOEI CO LTD	1,227	16,645
6895200	TOHO CO LTD/TOKYO	2,273	30,825
6895222	TOHO GAS CO LTD	1,426	19,342
6895266	TOHOKU ELECTRIC POWER CO INC	2,082	28,235
6513126	TOKIO MARINE HOLDINGS INC	19,206	260,490
6679794	TOKYO CENTURY CORP	833	11,291
6895404	TOKYO ELECTRIC POWER CO HOLDINGS INC	3,826	51,888
6895675	TOKYO ELECTRON LTD	14,006	189,966
6895448	TOKYO GAS CO LTD	4,352	59,028
6894898	TOKYO OHKA KOGYO CO LTD	3,152	42,744
6895426	TOKYO TATEMONO CO LTD	1,762	23,898
6896548	TOKYU CORP	4,391	59,560
BDC6LT2	TOKYU FUDOSAN HOLDINGS CORP	1,573	21,339
6897024	TOPPAN PRINTING CO LTD	1,715	23,263
6897143	TORAY INDUSTRIES INC	5,236	71,009
2897222	TORONTO-DOMINION BANK/THE	2,382	32,308
6897217	TOSHIBA CORP	8,324	112,900
6897295	TOSHIBA PLANT SYSTEMS & SERVICES CORP	1,356	18,385
6900289	TOSOH CORP	1,821	24,704
B15C557	TOTAL SA	98,534	1,336,398
6897466	TOTO LTD	2,848	38,631
6900267	TOYO SEIKAN GROUP HOLDINGS LTD	1,353	18,349
6899967	TOYO SUISAN KAISHA LTD	1,848	25,069
6900557	TOYODA GOSEI CO LTD	644	8,731
6900546	TOYOTA INDUSTRIES CORP	3,733	50,625
6900643	TOYOTA MOTOR CORP	78,635	1,066,506

INTERNATIONAL EQUITY FUND
TOTAL INVESTMENTS AS OF JUNE 30, 2019

MARKET VALUE

CUSIP #	COMMON STOCKS - INTERNATIONAL	QPP	TDA
6900580	TOYOTA TSUSHO CORP	\$3,284	\$44,539
B1H0DZ5	TP ICAP PLC	1,494	20,263
6351876	TPG TELECOM LTD	780	10,579
BKDTK92	TRAINLINE PLC	1,213	16,453
B03MY66	TRAKYA CAM SANAYII AS	273	3,701
B1G8KX7	TRANSMISSORA ALIANCA DE ENERGIA ELETRICA SA	1,594	21,623
6200882	TRANSURBAN GROUP STAPLED SECURITY	13,296	180,331
BKF1H51	TRATON SE	707	9,594
0773960	TRAVIS PERKINS PLC	11,595	157,260
B61JC67	TREASURY WINE ESTATES LTD	3,588	48,665
6125286	TREND MICRO INC/JAPAN	2,896	39,284
BXDZ972	TRYG A/S	1,872	25,388
6906072	TSANN KUEN ENTERPRISE CO LTD	78	1,063
B00CSV2	TSUKUI CORP	976	13,234
B0MKZN5	TSURUHA HOLDINGS INC	1,493	20,245
6397870	TTY BIOPHARM CO LTD	4,212	57,132
B11LJN4	TUI AG	1,963	26,627
B03MYK0	TURK HAVA YOLLARI AO	1,081	14,661
B2RCGV5	TURK TELEKOMUNIKASYON AS	1,174	15,925
B03MYP5	TURKIYE GARANTI BANKASI AS	6,257	84,866
B1WTMP0	TURKIYE HALK BANKASI AS	2,371	32,153
B03MYS8	TURKIYE IS BANKASI AS	5,835	79,144
B03MXR0	TURKIYE SISE VE CAM FABRIKALARI AS	591	8,020
B0N6YC4	TURKIYE VAKIFLAR BANKASI TAO	3,093	41,944
B1L3CS6	UBISOFT ENTERTAINMENT SA	3,118	42,295
BRJL176	UBS GROUP AG	35,129	476,452
5596991	UCB SA	9,734	132,024
7A7171S	UDG HEALTHCARE PLC	1,536	20,834
6382564	UIL CO LTD	120	1,628
B01GZF6	ULTRATECH CEMENT LTD	4,981	67,551
BF44466	UMICORE SA	3,157	42,821
BFYM460	UNIBAIL-RODAMCO-WESTFIELD	6,857	92,994
BF2PQ09	UNIBAIL-RODAMCO-WESTFIELD	3,331	45,175
BH4H4H0	UNICAJA BANCO SA	1,881	25,517
6911485	UNICHARM CORP	5,769	78,247
BYMXPS7	UNICREDIT SPA	14,308	194,056
B12T3J1	UNILEVER NV DUTCH CERT	43,040	583,747
B10RZP7	UNILEVER PLC	42,705	579,204
6137720	UNIMICRON TECHNOLOGY CORP	1,812	24,578
BZ6CZ43	UNIPER SE	2,897	39,294

INTERNATIONAL EQUITY FUND
TOTAL INVESTMENTS AS OF JUNE 30, 2019

MARKET VALUE

CUSIP #	COMMON STOCKS - INTERNATIONAL	QPP	TDA
6700393	UNI-PRESIDENT ENTERPRISES CORP	\$4,166	\$56,496
B05MGY6	UNISEM M BHD	1,116	15,141
0692861	UNITE GROUP PLC/THE	1,878	25,471
3335969	UNITED DRUG ORD	118	1,594
4354134	UNITED INTERNET AG	1,865	25,293
910873405	UNITED MICROELECTRONICS CORP	623	8,451
6916628	UNITED MICROELECTRONICS CORP	4,712	63,912
6916781	UNITED OVERSEAS BANK LTD	30,224	409,920
6723839	UNITED URBAN INVESTMENT CORP	2,520	34,180
B39J2M4	UNITED UTILITIES GROUP PLC	3,196	43,346
6916844	UOL GROUP LTD	1,406	19,073
5051252	UPM-KYMMENE OYJ	6,825	92,566
6918981	USHIO INC	3,957	53,667
6171494	USS CO LTD	2,220	30,111
B0217K9	VALE INDONESIA TBK PT	4,688	63,582
2196286	VALE SA	4,952	67,159
91912E105	VALE SA	22,345	303,064
BDC5ST8	VALEO SA	3,859	52,338
B5YGG00	VALEURA ENERGY INC	1,593	21,609
B28XTQ3	VALUE PARTNERS GROUP LTD	1,594	21,614
5716302	VAN LANSCHOT KEMPEN NV DUTCH CERT	1,150	15,597
6163446	VENKY'S INDIA LTD	10	137
6927374	VENTURE CORP LTD	3,275	44,415
4031879	VEOLIA ENVIRONNEMENT SA	6,402	86,828
4661607	VERBUND AG	1,679	22,776
5964651	VESTAS WIND SYSTEMS A/S	8,122	110,163
BY7QXS7	VICINITY CENTRES	2,659	36,059
BZ12TW4	VIFOR PHARMA AG	3,163	42,904
B1XH026	VINCI SA	32,395	439,362
6927590	VITASOY INTERNATIONAL HOLDINGS LTD	1,725	23,391
2931324	VITRO SAB DE CV	174	2,365
4834777	VIVENDI SA	12,112	164,277
BH4HKS3	VODAFONE GROUP PLC	21,392	290,139
4943402	VOESTALPINE AG	2,325	31,535
5497102	VOLKSWAGEN AG	2,661	36,087
B1QH830	VOLVO AB	11,333	153,714
BBJPFY1	VONOVIA SE	15,225	206,498
B1TSL19	VZ HOLDING AG	1,998	27,104
BW1YVH8	WAL-MART DE MEXICO SAB DE CV	5,429	73,628
B9T999050	WALTER SCOTT MILBURN FUND	747,371	10,136,445

INTERNATIONAL EQUITY FUND
TOTAL INVESTMENTS AS OF JUNE 30, 2019

MARKET VALUE

CUSIP #	COMMON STOCKS - INTERNATIONAL	QPP	TDA
4525189	WARTSILA OYJ ABP	\$5,033	\$68,263
0946580	WEIR GROUP PLC/THE	10,437	141,553
B3CF1G6	WELCIA HOLDINGS CO LTD	905	12,280
7390113	WENDEL SA	1,687	22,878
6948836	WESFARMERS LTD	13,997	189,836
6957995	WEST JAPAN RAILWAY CO	6,241	84,645
6076146	WESTPAC BANKING CORP	33,223	450,604
BLLHKZ1	WH GROUP LTD	4,647	63,026
6435576	WHARF HOLDINGS LTD/THE	1,493	20,244
BF0GWS4	WHARF REAL ESTATE INVESTMENT CO LTD	4,298	58,296
6981488	WHEELLOCK & CO LTD	2,649	35,930
B1KJJ40	WHITBREAD PLC	5,109	69,291
5699373	WIENERBERGER AG	2,713	36,800
B17KC69	WILMAR INTERNATIONAL LTD	2,435	33,019
6662404	WILSON BAYLY HOLMES-OVCON LTD	1,241	16,830
6972385	WING TAI HOLDINGS LTD	1,371	18,588
6206051	WIPRO LTD	1,062	14,401
7508927	WIRECARD AG	9,644	130,804
M98068105	WIX.COM LTD	7,384	100,142
0604316	WM MORRISON SUPERMARKETS PLC	2,925	39,668
92932M101	WNS HOLDINGS LTD	353	4,794
5671519	WOLTERS KLUWER NV	14,927	202,453
6979728	WOODSIDE PETROLEUM LTD	11,608	157,441
6981239	WOOLWORTHS GROUP LTD	20,867	283,013
6173401	WOONGJIN COWAY CO LTD	307	4,166
BNFWR44	WORLDLINE SA/FRANCE	4,907	66,558
6562474	WORLEYPARSONS LTD	1,560	21,163
B8KF9B4	WPP PLC	15,193	206,064
B4JSTL6	WYNN MACAU LTD	1,524	20,668
B05NXN7	XINYI GLASS HOLDINGS LTD	2,697	36,573
6084848	YAHOO JAPAN CORP	3,856	52,298
6985112	YAKULT HONSHA CO LTD	3,320	45,032
6985026	YAMADA DENKI CO LTD	1,477	20,038
6642387	YAMAHA CORP	3,274	44,403
6985264	YAMAHA MOTOR CO LTD	7,022	95,236
6985565	YAMATO HOLDINGS CO LTD	2,904	39,389
6985509	YAMAZAKI BAKING CO LTD	1,020	13,833
B1VT035	YANGZIJANG SHIPBUILDING HOLDINGS LTD	1,294	17,550
B03MZJ6	YAPI VE KREDI BANKASI AS	711	9,639
7751259	YARA INTERNATIONAL ASA	18,319	248,453

INTERNATIONAL EQUITY FUND
TOTAL INVESTMENTS AS OF JUNE 30, 2019

MARKET VALUE

CUSIP #	COMMON STOCKS - INTERNATIONAL	QPP	TDA
6986041	YASKAWA ELECTRIC CORP	\$3,840	\$52,076
6986427	YOKOGAWA ELECTRIC CORP	2,244	30,432
6986461	YOKOHAMA RUBBER CO LTD/THE	1,035	14,041
B622C10	YOUNGONE CORP	262	3,548
6150493	YOUNGONE HOLDINGS CO LTD	153	2,071
6424110	YUANTA FINANCIAL HOLDING CO LTD	4,915	66,655
6586537	YUE YUEN INDUSTRIAL HOLDINGS LTD	1,037	14,064
B13V385	YUME NO MACHI SOUZOU IINKAI CO LTD	546	7,408
BQV0SV7	ZALANDO SE	2,859	38,774
B0SDJB4	ZEALAND PHARMA A/S	238	3,221
98920Y304	ZEALAND PHARMA A/S	247	3,347
B89W5H4	ZESPOL ELEKTROWNI PATNOW ADAMOW KONIN SA	45	605
B734XQ4	ZHEN DING TECHNOLOGY HOLDING LTD	3,709	50,306
B292RC1	ZOZO INC	1,688	22,891
6989976	ZUKEN INC	3,221	43,685
B13WZ26	ZUMTOBEL GROUP AG	563	7,637
5983816	ZURICH INSURANCE GROUP AG	34,435	467,029


CUSIP #	PREFERRED STOCKS - INTERNATIONAL	QPP	TDA
B00FM53	BANCO BRADESCO SA	\$25,268	\$342,702
B23F8S9	BANCO DO ESTADO DO RIO GRANDE DO SUL SA	8,892	120,597
5756030	BAYERISCHE MOTOREN WERKE AG	1,802	24,447
2440972	CIA DE TRANSMISSAO DE ENERGIA ELETRICA PAULISTA	269	3,644
B07C6Z5	CIA FERRO LIGAS DA BAHIA - FERBASA	306	4,153
4354350	FUCHS PETROLUB SE	7,268	98,572
5076705	HENKEL AG & CO KGAA	8,586	116,450
5545670	JUNGHEINRICH AG	3,411	46,258
2684532	PETROLEO BRASILEIRO SA	3,377	45,802
7101069	PORSCHE AUTOMOBIL HOLDING SE	4,703	63,794
BJ02V94	ROLLS-ROYCE HOLDINGS PLC	124	1,687
6773812	SAMSUNG ELECTRONICS CO LTD	10,988	149,027
5843329	SARTORIUS AG	3,385	45,904
B3ZCNF7	TELEFONICA BRASIL SA	9,584	129,980
2905879	UNIPAR CARBOCLORO SA	510	6,913
5497168	VOLKSWAGEN AG	21,859	296,475

SUMMARY OF TOTAL INVESTMENTS

	QPP		TDA	
	Market Value	% of Total	Market Value	% of Total
TOTAL COMMON STOCKS - INTERNATIONAL	\$11,020,929	97.61%	\$149,474,713	97.61%
TOTAL PREFERRED STOCKS - INTERNATIONAL	110,332	0.98%	1,496,405	0.98%
OTHER INVESTMENTS				
Cash, Short-Term Investments and Accrued Income	159,258	1.41%	2,159,988	1.41%
TOTAL INVESTMENTS	\$11,290,519	100.00%	\$153,131,106	100.00%

*For comparison to the *Statement of Fiduciary Net Position* in the FY 2018/2019 *Comprehensive Annual Financial Report*, please note the following: The *Investment Portfolios* listing includes \$94,452 QPP and \$1,281,030 TDA net receivables as of 6/30/19.

Statement of Total Investments for the Inflation Protection Fund



**INFLATION PROTECTION FUND
TOTAL INVESTMENTS AS OF JUNE 30, 2019**

MARKET VALUE


CUSIP #	COMMON STOCKS	QPP	TDA
315912832	FIDELITY ADVISOR STRATEGIC REAL RETURN FD	\$3,929,912	\$66,133,967

SUMMARY OF TOTAL INVESTMENTS

	QPP		TDA	
	Market Value	% of Total	Market Value	% of Total
TOTAL COMMON STOCKS - DOMESTIC	\$3,929,912	99.68%	\$66,133,967	99.68%
OTHER INVESTMENTS				
Cash, Short-Term Investments, and Accrued Income	12,558	0.32%	211,327	0.32%
TOTAL INVESTMENTS	\$3,942,470	100.00%	\$66,345,294	100.00%

For comparison to the *Statement of Fiduciary Net Position* in the FY 2018/2019 *Comprehensive Annual Financial Report*, please note the following: The *Investment Portfolios* listing includes \$18 QPP and \$309 TDA net receivables as of 6/30/19.

**Statement of Total Investments for the
Socially Responsive
Equity Fund**



**SOCIALLY RESPONSIVE EQUITY FUND
TOTAL INVESTMENTS AS OF JUNE 30, 2019**

MARKET VALUE

CUSIP #	COMMON STOCKS	QPP	TDA
88579Y101	3M CO	\$192,424	\$3,360,699
00751Y106	ADVANCE AUTO PARTS INC	449,321	7,847,418
02079K305	ALPHABET INC	372,895	6,512,630
025816109	AMERICAN EXPRESS CO	276,113	4,822,329
03073E105	AMERISOURCEBERGEN CORP	374,695	6,544,069
G6095L109	APTIV PLC	387,536	6,768,343
075887109	BECTON DICKINSON AND CO	433,090	7,563,943
125523100	CIGNA CORP	373,034	6,515,052
192446102	COGNIZANT TECHNOLOGY SOLUTIONS CORP	260,734	4,553,736
20030N101	COMCAST CORP	586,332	10,240,308
235851102	DANAHER CORP	464,123	8,105,932
26884L109	EQT CORP	134,978	2,357,405
375916103	GILDAN ACTIVEWEAR INC	191,225	3,339,756
45866F104	INTERCONTINENTAL EXCHANGE INC	460,007	8,034,045
461202103	INTUIT INC	256,291	4,476,134
46625H100	JPMORGAN CHASE & CO	395,764	6,912,043
501044101	KROGER CO/THE	301,456	5,264,945
56418H100	MANPOWERGROUP INC	224,076	3,913,495
57636Q104	MASTERCARD INC	281,806	4,921,763
G5960L103	MEDTRONIC PLC	339,110	5,922,580
594918104	MICROSOFT CORP	384,388	6,713,349
655044105	NOBLE ENERGY INC	209,252	3,654,591
74051N102	PREMIER INC	203,763	3,558,736
743315103	PROGRESSIVE CORP/THE	442,386	7,726,300
783513203	RYANAIR HOLDINGS PLC	215,727	3,767,687
806857108	SCHLUMBERGER LTD	194,483	3,396,661
824348106	SHERWIN-WILLIAMS CO/THE	286,514	5,003,985
854502101	STANLEY BLACK & DECKER INC	464,270	8,108,500
882508104	TEXAS INSTRUMENTS INC	474,893	8,294,033
904784709	UNILEVER NV NY	398,370	6,957,554
911363109	UNITED RENTALS INC	192,721	3,365,875
902973304	US BANCORP	323,531	5,650,488
962166104	WEYERHAEUSER CO	185,837	3,245,659
384802104	WW GRAINGER INC	243,985	4,261,206

**SOCIALLY RESPONSIVE EQUITY FUND
TOTAL INVESTMENTS AS OF JUNE 30, 2019**

MARKET VALUE

CUSIP #	COMMON STOCKS - INTERNATIONAL	QPP	TDA
BD6K457	COMPASS GROUP PLC	\$305,572	\$5,336,832
B798FW0	NOVOZYMES A/S	249,165	4,351,676
7110388	ROCHE HOLDING AG	308,312	5,384,689
5964651	VESTAS WIND SYSTEMS A/S	121,749	2,126,353

SUMMARY OF TOTAL INVESTMENTS

	QPP		TDA	
	Market Value	% of Total	Market Value	% of Total
TOTAL COMMON STOCKS	\$10,975,134	88.78%	\$191,681,251	88.78%
TOTAL COMMON STOCKS - INTERNATIONAL	984,798	7.97%	17,199,550	7.97%
OTHER INVESTMENTS				
Cash, Short-Term Investments, and Accrued Income	401,909	3.25%	7,019,353	3.25%
TOTAL INVESTMENTS	\$12,361,841	100.00%	\$215,900,154	100.00%

*For comparison to the *Statement of Fiduciary Net Position* in the FY 2018/2019 *Comprehensive Annual Financial Report*, please note the following: The *Investment Portfolios* listing excludes \$8,240 QPP and \$143,921 TDA net payables as of 6/30/19.

Summary of Investment Managers



SUMMARY OF INVESTMENT MANAGERS

PENSION FUND INVESTMENT MANAGERS

Domestic Equity

Blackrock Institutional Trust Co., N.A
Brown Capital Management, LLC
FIS Group Inc.
Legato Capital Management LLC
State Street Global Advisors Trust Company

Fixed Income - TIPS

Blackrock Institutional Trust Co., N.A
State Street Global Advisors Trust Company

Fixed Income Bank Loans

Barings LLC
Pinebridge Investments LLC
Credit Suisse Asset Management, LLC
Guggenheim Partners Investment Management, LLC
Progress Investment Management Company, LLC
Voya Investment Management Co. LLC
Wells Capital Management Inc.

Fixed Income Convertible Bonds

Advent Capital Management, LLC
F&C Management Limited
Victory Capital Management Inc.

Fixed Income ETI & Mortgage Investments

AFL-CIO Housing Investment Trust
Bank of America, N.A.
Capital Impact Partners
Carver Federal Savings Bank
Citibank, N.A.
Enterprise Community Loan Fund, Inc.
Local Initiatives Support Corporation
Low Income Investment Fund
Neighborhood Housing Services of New York City, Inc.
New York City Housing Development Corporation
RBC Global Asset Management (U.S.) Inc.
The Community Preservation Corporation
Wells Fargo Bank, N.A.

Fixed Income High Yield

Brigade Capital Management, LP
Eaton Vance Management
Fort Washington Investment Advisors, Inc.

SUMMARY OF INVESTMENT MANAGERS

PENSION FUND INVESTMENT MANAGERS

Loomis, Sayles & Company, L.P.
Mackay Shields LLC
Neuberger Berman Fixed Income LLC
Nomura Corporate Research And Asset Management Inc.
Oaktree Capital Management, L.P.
Penn Capital Management Company, Inc.
Shenkman Capital Management, Inc.
State Street Global Advisors
Stone Harbor Investment Partners LP
T. Rowe Price Associates, Inc.

Fixed Income Structured Program

Amundi Smith Breeden LLC
Barrow, Hanley, Mewhinney & Strauss, LLC
Blackrock Institutional Trust Co., N.A
GIA Partners, LLC
LM Capital Group, LLC
Neuberger Berman Fixed Income LLC
Pacific Investment Management Company, LLC
Prudential Investment Management, Inc.
State Street Global Advisors
State Street Global Advisors Trust Company
T. Rowe Price Associates, Inc.
Taplin, Canida And Habacht, LLC
Targeted Investment
Wellington Management Company LLP

International Equities

Acadian Asset Management LLC
Algert Global LLC
Baillie Gifford Overseas Ltd.
Bivium Capital Partners, LLC
Blackrock Institutional Trust Co., N.A
Causeway Capital Management LLC
Dimensional Fund Advisors LP
European Investment Advisors (Eii)
F & C Management Limited
Fidelity Institutional Asset Management Trust Company FKA Pyramis
Fiera Capital Inc.
FIS Group, Inc.
Governance of Owners
Lazard Asset Management, LLC
Leading Edge Investment Advisors, LLC
Morgan Stanley Investment Management Inc.

SUMMARY OF INVESTMENT MANAGERS

PENSION FUND INVESTMENT MANAGERS

Parametric Portfolio Associates, LLC
Smith Asset Management Group
Sprucegrove Investment Management, Ltd.
State Street Global Advisors
State Street Global Advisors Trust Company
T. Rowe Price Associates, Inc.
Walter Scott & Partners Limited

Opportunistic Fixed Income

AG Centre Street Partnership, L.P.
Apollo Centre Street Partnership, L.P.
ARES Centre Street Partnership, L.P.
Avenue Europe Special Situations Fund, L.P.
Avenue Special Situations Fund VI (A), L.P.
Brightwood Capital Fund III, LP
Brightwood Capital Fund IV, LP
Contrarian Centre Street Partnership, L.P.
FCO MA Centre Street LP
Goldentree Loan Management, LP
ICG Centre Street Partnership, L.P.
KKR-NYC Credit B L.P.
Lone Star Fund VIII (U.S.), L.P.
Maranon Centre Street Partnership, L.P.
Marathon Centre Street Partnership, L.P.
Oaktree Opportunities Fund IX, L.P.
OHA Centre Street Partnership, L.P.
Torchlight Debt Opportunity Fund III, LLC
Torchlight Debt Opportunity Fund V, LP
Torchlight Debt Opportunity Fund VI, L.P.

Private Equity - Infrastructure

Actis Energy 4 Carry LP
Ardian Infrastructure Fund V Sarl
ASF VII Infrastructure B L.P.
Axinfra US II LP
Axium Infrastructure Canada II (Intl) Limited Partnership
Brookfield Infrastructure Fund II-A, L.P.
Brookfield Infrastructure Fund III-B, L.P.
Brookfield Infrastructure Fund IV-B, L.P.
EQT Infrastructure III Holding Limited Partnership
EQT Infrastructure IV
GEPI II Delta AIV, L.P.
Global Energy & Power Infrastructure Fund III F, L.P.
Global Infrastructure Partners III-A/B, L.P.

SUMMARY OF INVESTMENT MANAGERS

PENSION FUND INVESTMENT MANAGERS

Global Infrastructure Partners IV-A/B, L.P.
IFM Global Infrastructure (US), L.P.
KKR Global Infrastructure Investors II, L.P.
KKR Global Infrastructure Investors III L.P.
EIG Energy Partners Co-Investment, L.P.
OHA Centre Street Partnership, L.P.

Private Equity

ACON Equity Partner III, LP. ("Aep III")
Aisling Capital II, LP
Aisling Capital III, LP
Altaris Health Partners III, L.P.
American Securities Partners VI, L.P.
American Securities Partners VII, L.P.
Ampersand 2006 Limited Partnership
Ampersand 2009 Limited Partnership
APAX IX L.P.
Apollo Investment Fund IX, L.P.
Apollo Investment Fund V, L.P.
Apollo Investment Fund VI, L.P.
Apollo Investment Fund VII, L.P.
Apollo Investment Fund VIII, L.P.
ARES Corporate Opportunities Fund II, L.P.
ARES Corporate Opportunities Fund III, L.P.
ARES Corporate Opportunities Fund IV, L.P.
ARES Corporate Opportunities Fund V, L.P.
ARES Corporate Opportunities Fund, L.P.
Arsenal Capital Partners II LP
ASF VI GP Limited
ASF VII B NYC Co-Invest L.P.
ASF VII L.P.
ASF VIII Gp Limited
Aurora Equity Partners III L.P.
Avista Capital Partners II, L.P.
Avista Capital Partners, L.P.
AXA Private Equity Secondary Funds Limited
BC European Capital IX-1 LP
BC European Capital X Cyxtera AIV LP
BCEC X Metro Co-Investment L.P.
BDCM Opportunity Fund II, L.P.
Blackstone Capital Partners IV L.P.
Blackstone Capital Partners V L.P.
Blackstone Capital Partners VI L.P.
Blackstone Mezzanine Partners II L.P.

SUMMARY OF INVESTMENT MANAGERS

PENSION FUND INVESTMENT MANAGERS

Blue Wolf Capital Fund II, L.P.
Bridgepoint Europe III LP
Bridgepoint Europe IV General Partner L.P.
Bridgepoint Europe V "B5" LP
Bridgepoint Europe V Co-Invest L.P.
Bridgepoint Europe VI "G" L.P.
Bridgepoint Europe VI Co-Invest L.P.
Capital Partners Private Equity Income Fund II, L.P.
Capital Partners Private Equity Income Fund III, L.P.
Carlyle Partners V, L.P.
Carlyle Partners VI CO-Invest L.P.
Carlyle Partners VI, L.P.
Carpenter Community Bancfund, L.P.
Catterton Partners VI, L.P.
CCMP Capital Investors II, L.P.
Celtic Therapeutics Holdings L.P.
Centerbridge Capital Partners III, L.P.
Centre Lane L.P.
Co-Investment Partners Europe, L.P.
Coller International Partners IV, L.P.
Constellation Venture Capital III, L.P.
Craton Equity Investors I, L.P.
Crestview Partners III (Co-Inv B De), L.P.
Crestview Partners III, L.P.
Crestview Partners IV (FF), L.P.
Crestview Partners IV, L.P.
CVC Capital Partners VI (B) L.P.
CVC Capital Partners VII (A) L.P.
Cypress Merchant Banking Partners II L.P.
EQT VI (No.2) L.P.
EQT VIII (No.2) Scsp L.P.
EQT VIII Co-Invest L.P.
Erasmus New York City Growth Fund, LP
Fairview Emerging Managers Fund L.P.
Fairview Ventures Fund III, L.P.
FDG Capital Partners II L.P.
FDG Capital Partners LLC
First Reserve Fund XI, L.P.
First Reserve Fund XII, L.P.
Fourth Cinven Fund (No.3 - Vcoc) Limited Partnership
FS Equity Partners V, L.P.
FTV IV, L.P.
FTV V, L.P.
Ftventures III, L.P.

SUMMARY OF INVESTMENT MANAGERS

PENSION FUND INVESTMENT MANAGERS

GCM Grosvenor Trscny Emerging Manager Fund, L.P.
GF Capital Private Equity Fund L.P.
GI Partners Fund II L.P.
GI Partners Fund III L.P.
Grain Management, LLC
Green Equity Investors VI, L.P.
Green Equity Investors VII, L.P.
Grey Mountain Partners Fund III, L.P.
GSC Recovery III L.P.
GSO Capital Opportunities Fund L.P.
Halyard Capital Fund II, L.P.
ICG Strategic Equity Fund III LP
ICG Strategic Equity Fund III, LP Side Car
ICV Partners III, L.P.
ICV Partners IV, L.P.
Incline Equity Partners III, L.P.
Intermedia Partners VII, L.P.
J.P. Morgan Investment Management Inc.
KKR Americas Fund Xii L.P.
KKR European Fund V (USD) Scsp L.P.
Landmark - NYC Fund I, L.P.
Landmark Equity Partners XI, L.P.
Landmark Equity Partners XIII, L.P.
Landmark Equity Partners XIV, L.P.
Landmark Equity Partners XV, L.P.
Lee Equity Partners Fund, L.P.
Leeds Equity Partners V, L.P.
Leeds Weld Equity Partners IV, L.P.
Levine Leichtman Capital Partners IV, L.P.
Lexington Capital Partners IX Co-Invest Partners B, L.P.
Lexington Capital Partners IX, L.P.
Lexington Capital Partners VIII, L.P.
Lincolnshire Equity Fund II, L.P.
Lincolnshire Equity Fund III, L.P.
Lincolnshire Equity Fund IV-A, L.P.
Lindsay Goldberg V L.P.
Markstone Capital Partners, L.P.
Midocean Partners III, L.P.
Mill City Fund II, L.P.
Montreux Equity Partners IV, L.P.
Nautic Partners VI[-A], L.P.
New Mountain Partners II, L.P.
New Mountain Partners III, L.P.
NGN Biomed Opportunity II, L.P.

SUMMARY OF INVESTMENT MANAGERS

PENSION FUND INVESTMENT MANAGERS

NMS Fund II, LP
NMS Fund III, LP
Olympus Growth Fund VI, L.P.
ONEX Partners III LP
Paladin Homeland Security Fund (Ny City), L.P.
Paladin III (Ny City), L.P.
Palladium Equity Partners III, L.P.
Palladium Equity Partners V, L.P.
Patriot Financial Partners II, L.P.
Patriot Financial Partners III, L.P.
PCG Clean Energy & Technology Fund (East) AIV 1, L.P.
Pegasus Partners IV, L.P.
Pegasus Partners V, L.P.
Pine Brook Capital Partners, L.P.
Platinum Equity Capital Partners IV Co-Investment L.P.
Platinum Equity Capital Partners IV, L.P.
Platinum Equity Capital Partners V, LP
Platinum Equity Capital Partners-C III, L.P.
Platinum Equity Small Cap Fund, L.P.
Prism Venture Partners V-A, L.P.
Psilos Group Partners III, L.P.
Quaker Bioventures II, L.P.
Raine Partners II LP
Raine Partners III LP
Relativity Fund, L.P.
Reverence Capital Partners Opportunities Fund II, L.P.
Riverstone/Carlyle Global Energy And Power Fund IV, L.P.
RLJ Equity Partners Fund I, L.P.
RRE Ventures III-A, L.P.
RRE Ventures IV, L.P.
SCP Private Equity Partners II, L.P.
SCP Vitalife Partners II, L.P.
Siris Partners III, L.P.
Siris Partners IV, L.P.
Snow Phipps Group, L.P.
Solera Partners, L.P.
Starvest Partners II, L.P.
Stellex Capital Partners LP
Terra Firma Capital Partners III, L.P.
Thomas, Mcnerney & Partners II, L.P.
Thomas, Mcnerney & Partners, L.P.
Trident V, L.P.
Trilantic Capital Partners III L.P.
Trilantic Capital Partners IV L.P.

SUMMARY OF INVESTMENT MANAGERS

PENSION FUND INVESTMENT MANAGERS

Trilantic Capital Partners V (North America) L.P.
United States Power Fund III, L.P.
USPF II Institutional Fund, L.P.
Valor Equity Partners III L.P.
Valor Equity Partners IV L.P.
VEPF III AIV I, L.P.
Vista Equity Partners Fund IV, L.P.
Vista Equity Partners Fund V, L.P.
Vista Equity Partners Fund VI, L.P.
Vista Equity Partners Fund VII, L.P.
Vista Foundation Fund II, L.P.
VSS Communications Partners IV, L.P.
Warbug Pincus Private Equity XI, L.P.
Warburg Pincus Global Growth, L.P.
WCAS XIII, L.P.
Webster Capital III, L.P.
Welsh, Carson, Anderson & Stowe XI, L.P.
Welsh, Carson, Anderson & Stowe XII, L.P.
Yucaipa American Alliance Fund I, LP
Yucaipa American Alliance Fund II, L.P.
Yucapia Corporate Initiatives Fund II, L.P.

Private Equity - Real Estate

Artemis Mach II, LLC
Almanac Realty Securities VI, L.P.
Almanac Realty Securities VII (Sidecar III), L.P.
Almanac Realty Securities VII, L.P.
Almanac Realty Securities VIII, L.P.
American Value Partners Fund I, L.P.
Apollo Real Estate Investment Fund V L.P.
ARS VI (Sidecar II), L.P.
ARS VIII (SC II), L.P.
Artemis Real Estate Partners Income And Growth Fund, L.P.
Avanath Affordable Housing II, LLC
Big Real Estate Fund I, L.P.
Blackstone Real Estate Partners Europe III L.P.
Blackstone Real Estate Partners Europe VI Scsp
Blackstone Real Estate Partners IV L.P.
Blackstone Real Estate Partners VI L.P.
Brookfield Premier Real Estate Partners L.P.
Brookfield Strategic Real Estate Partners B L.P.
Brookfield Strategic Real Estate Partners III-B L.P.
Canyon-Johnson Urban Fund II, L.P.
Canyon-Johnson Urban Fund III, L.P.

SUMMARY OF INVESTMENT MANAGERS

PENSION FUND INVESTMENT MANAGERS

Canyon-Johnson Urban Fund, L.P.
Capri Urban Investors, LLC
Carlyle Partners V, L.P.
Carlyle Property Investors, L.P.
Carlyle Realty Partners VI, L.P.
Carlyle Realty Partners VII, L.P.
Colony Investors II, L.P.
Divcowest Fund IV Reit, LLC
Divcowest Fund V, LP
DRA Growth And Income Fund IX Co-Invest L.P.
DRA Growth And Income Fund IX, LLC
DRA Growth And Income Fund VIII, LLC
Episo 4 Incentive Partners LLP
Exeter Core Industrial Club Fund II, LP
Exeter Industrial Core Fund III, LP
Exeter Industrial Value Fund IV, L.P.
Fund IV Special Limited Partner Scsp
H/2 Special Opportunities II L.P.
H/2 Special Opportunities III L.P.
H/2 Special Opportunities IV L.P.
Harrison Street Core Property Fund, L.P.
Heitman America Real Estate Trust, L.P.
Heitman Core Real Estate Debt Income Trust, L.P.
Jamestown Premier Property Fund, L.P.
JP Morgan Special Situation Property Fund
JP Morgan Strategic Property Fund
KKR Real Estate Credit Opportunity Partners Aggregator I L.P.
KKR Real Estate Partners Americas II Private Investors L.P.
KTR Industrial Fund III LP
Lasalle Property Fund, L.P.
Lion Industrial Properties, L.P.
Lone Star Real Estate Fund III (U.S.), L.P.
Metlife Core Property Fund, LP
Metropolitan Workforce Housing Fund LLC
NYC Asset Investor #2 LLC
NYC Asset Investor #3 LLC And Hudson Sandy Subsidiary LLC
NYC Asset Investors #1 LLC
OCM Real Estate Opportunities Fund IIIA, L.P.
Pramerica Real Estate Capital VI, L.P.
Prisa II SA L.P.
Prisa SA L.P.
Prologis Targeted U.S. Logistics Fund, L.P.
PW Real Estate Fund III LP
Reef America Reit III, Inc.

SUMMARY OF INVESTMENT MANAGERS

PENSION FUND INVESTMENT MANAGERS

Rreef American Reit II, Inc.
Silverpeak Legacy Partners III L.P.
Stockbridge Real Estate Fund III-A, L.P.
Taconic New York City Investment Fund L.P.
The Blackstone Group
The City Investment Fund, L.P.
Thor Urban Operating Fund II, L.P.
Tishman Speyer/Citigroup Alternative Investments NYC Real Estate Venture V, L.P.
UBS (US) Trumbull Property Fund LP
Urbanamerica, L.P. II
USAA Eagle Real Estate Feeder 1, LP
Westbrook Real Estate Co-Investment Partnership X, L.P.
Westbrook Real Estate Fund X, L.P.
Westbrook Real Estate Fund XI, L.P.
Westbrookreal Estate Co-Investment Partnership VIII, L.P.

Real Estate Equity Securities

Adelante Capital Management LLC
Centersquare Investment Management, Inc.
Cohen & Steers Capital Management, Inc.
Security Capital Research & Management Incorporated

SUMMARY OF INVESTMENT MANAGERS

DIVERSIFIED EQUITY FUND INVESTMENT MANAGERS

Acadian Asset Management LLC
Advent Capital Management, LLC
Amalgamated Bank of New York
Analytic Investors, LLC
Aronson Johnson Ortiz, LP
Baillie Gifford & Co
BlackRock Institutional Trust Company
Cardinal Capital Management, L.L.C.
Clearbridge Investments, LLC
Diamond Hill Capital Management, Inc.
First Pacific Advisors Crescent Fund
GMO
Invesco
Mellon Capital Management Corporation
MFS
NewSouth Capital Management, Inc.
FIAM/Pyramis Global Advisors
Shapiro Capital Management Company, Inc.
Sound Shore Management, Inc.
Sprucegrove Investment Management Ltd.
Walter Scott & Partners Ltd.
Wasatch Advisors, Inc.
Wellington Management Company, L.L.P.

BALANCED FUND INVESTMENT MANAGERS

Vanguard Institutional Investor Group

INTERNATIONAL EQUITY FUND INVESTMENT MANAGERS

Acadian Asset Management LLC
Baillie Gifford & Co
BlackRock Institutional Trust Company
MFS
FIAM/Pyramis Global Advisors
Sprucegrove Investment Management Ltd.
Walter Scott & Partners Ltd.
Wellington Management Company, L.L.P.

SUMMARY OF INVESTMENT MANAGERS

INFLATION PROTECTION FUND INVESTMENT MANAGERS

Fidelity Investments Institutional Services Company, Inc.

SOCIALLY RESPONSIVE EQUITY FUND INVESTMENT MANAGERS

Neuberger Berman, LLC



Teachers' Retirement System of the City of New York

55 Water Street, New York, NY 10041

www.trsnyc.org • 1 (888) 8-NYC-TRS